

# OKLAHOMA

## MEN'S BASKETBALL

**Mike Houck, Associate Communications Director**

McClendon Center for Intercollegiate Athletics

180 West Brooks, Suite 2525 | Norman, OK 73019

Office: (405) 325-8227 | Cell: (405) 249-5892 | E-Mail: mhouck@ou.edu

www.SoonerSports.com | Twitter: @SoonerSportscom; @SoonerHoops; @LonKruger

26 NCAA Tournaments | 4 Final Fours | 14 Conference Championships | 30 All-Americans | 27 Postseason Appearances In The Last 30 Years

**Oklahoma Schedule**

N1	NORTHEASTERN STATE (Ex.)	W	85-51
N6	WASHBURN (Ex.)	W	85-59

N11	IDAHO STATE	W	78-74
N18	COPPIN STATE	W	92-65
N24	vs. Washington State #	W	74-59
N25	vs. Santa Clara #	W	85-73
N27	vs. Saint Louis #	L	63-83

D2	SACRAMENTO STATE	W	82-53
D8	ORAL ROBERTS	W	73-59
D10	ARKANSAS	W	78-63
D17	vs. Houston \$	W	79-74
D21	SOUTH CAROLINA STATE	W	83-48
D29	at Cincinnati %	L	55-56
D31	NORTHWESTERN STATE	W	83-63

J3	at Missouri	L	49-87
J7	KANSAS	L	61-72
J9	at Oklahoma State	L	65-72
J14	KANSAS STATE	W	82-73
J17	TEXAS TECH	7 p.m.	Big 12
J21	at Texas A&M	3 p.m.	Big 12
J24	BAYLOR	7 p.m.	Big 12
J28	at Kansas State	6 p.m.	FSKC

F1	at Kansas	8 p.m.	ESPNU
F4	IOWA STATE	5 p.m.	ESPN/2
F6	MISSOURI	6 p.m.	ESPNU
F11	at Texas Tech	7 p.m.	TTSN
F14	TEXAS	7 p.m.	Big 12
F18	at Iowa State	12:30 p.m.	Big 12
F22	OKLAHOMA STATE	7 p.m.	Big 12
F25	at Baylor	12:30 p.m.	Big 12
F29	at Texas	8 p.m.	ESPN2

M3	TEXAS A&M	3 p.m.	Big 12
M7-10	Big 12 Championship ^	TBD	B12/ESPN
M15-18	NCAA First/Second Rounds	TBD	CBS
M22-25	NCAA Regionals	TBD	CBS
M31/A2	NCAA Final Four	TBD	CBS

All times Central and subject to change

# 76 Classic (Anaheim, Calif.)

\$ All-College Classic (Oklahoma City)

% at U.S. Bank Arena

^ Kansas City, Mo.

"Big 12" is Big 12 Network regional television

"FSKC" is Fox Sports Kansas City

"TTSN" is Texas Tech Sports Network

**Radio (Sooner Sports Network)**

Play-by-Play.....Toby Rowland

Analyst.....Mike Houck

**TV (Big 12 Network)**

Play-by-Play.....Dave Armstrong

Analyst.....Bryndon Manzer

OKLAHOMA (11-5, 1-3)  
**SOONERS****At a Glance**

Date .....Tuesday, Jan. 17  
 Site.....Norman, Okla.  
 Tip Time .....7:05 p.m. CT  
 Radio .....KOKC 1520 AM in OKC;  
 .....KTBB 1430 AM in Tulsa; Sirius 137  
 TV .....KOCB Ch. 34 in OKC;  
 .....KTUL Ch. 8 in Tulsa  
 Series.....Oklahoma leads 30-19

TEXAS TECH (7-9, 0-4)  
**RED RAIDERS****PROJECTED OKLAHOMA STARTERS**

**4 ANDREW FITZGERALD • F**  
 6-8 • 247 • Jr. • Baltimore, Md.  
 Brewster Academy (N.H.)

PTS	REB	FG%	MIN
13.1	5.6	.494	26.0



**NOTES:** Has scored in double figures in 11 straight games ... Averaging 15.2 points on .522 field goal shooting in those outings (averaged 8.4 on .400 shooting first five games) ... Has scored at least 18 points in three of last six contests ... Coming off season-high 21-point game vs. No. 18 K-State (9-for-10 FGs) ... Averaging team-high 15.5 points per conference game ... An honorable mention All-Big 12 pick last year who started all 32 games.

**24 ROMERO OSBY • F**  
 6-8 • 232 • Jr. • Meridian, Miss.  
 Mississippi State University

PTS	REB	FG%	MIN
11.3	8.3	.479	28.3



**NOTES:** Averaging 11.3 points and team-high 8.3 rebounds (ranks third in Big 12) ... Leads conference with 3.1 offensive rebounds per game and ranks second with five double-doubles ... Has grabbed at least 10 boards in seven of 16 outings ... Scored a career-high 18 points in each of last two games (at OSU and vs. No. 18 Kansas State) ... Shooting .534 from field at home and .425 away from home ... A top-75 national recruit coming out of high school.

**1 SAM GROOMS • G**  
 6-1 • 203 • Jr. • Greensboro, N.C.  
 Chipola College (Fla.)

PTS	REB	AST	MIN
6.3	3.1	5.4	29.2



**NOTES:** Has started all 16 games at point guard ... Ranks third in Big 12 in assists (5.4) and second in assist-to-turnover ratio (2.5) ... Has recorded at least 6 assists eight times and at least 8 assists five times ... Handed out 9 assists (one shy of career high) against 3 turnovers Saturday vs. No. 18 K-State ... Averaging 29.2 minutes (second most on team) ... Rated as country's No. 3 juco prospect last year by JucoRecruiting.com.

**2 STEVEN PLEDGER • G**  
 6-4 • 222 • Jr. • Chesapeake, Va.  
 Atlantic Shores Christian School

PTS	REB	3FG%	MIN
17.3	4.1	.459	31.8



**NOTES:** Ranks No. 3 in Big 12 in scoring (17.3) and No. 5 in treys per game (2.6) ... Ranks fifth in league in FG percentage (.486), fourth (17th nationally) in 3-point FG percentage (.459) and fourth in FT percentage (.889) ... Has five 20-plus scoring efforts this season after recording three all of last year ... Averaging 20.3 points (.581 FG%) in wins and 11.2 (.300 FG%) in losses ... Named to 76 Classic and All-College Classic all-tourney teams.

**14 CARL BLAIR • G**  
 6-2 • 205 • Jr. • Houston, Texas  
 University of New Orleans

PTS	REB	AST	MIN
4.8	2.1	2.8	16.5



**NOTES:** His start Saturday vs. K-State was his second of the year and first since the season opener ... Averaging 12.0 points, 4.3 rebounds, 3.3 assists and 3.3 steals the last three games ... Recorded 20 points, 10 rebounds and 5 steals two games ago at Oklahoma State (all personal OU highs) ... Leads team with 16 free throw makes in Big 12 play (.842) ... Made 25 starts in his 30 games as a sophomore ... Ranked third in Big 12 in assists last year (4.7).

**OKLAHOMA'S TOP RESERVES**

No.	Name	Position	Height	Weight	Class	Points	Rebounds	Assists	Minutes
21	Cameron Clark	G	6-6	198	So.	8.3	3.8	1.6	23.9
15	Tyler Neal	F	6-7	227	So.	5.2	3.0	0.8	16.3
5	C.J. Washington	F	6-7	230	Sr.	2.3	3.2	0.3	10.1
32	Casey Arent	C	6-10	227	Jr.	1.6	2.4	0.1	8.1
31	Barry Honoré	F	6-7	270	Sr.	0.9	1.1	0.1	5.3

**PROJECTED TEXAS TECH STARTERS**

No.	Name	Position	Height	Weight	Class	Points	Rebounds	Assists	Minutes
15	Robert Lewandowski	F	6-10	245	Sr.	6.9	4.0	1.3	25.0
32	Jordan Tolbert	F	6-7	210	Fr.	13.5	6.3	0.4	23.6
3	Deshon Minnis	G	6-3	185	Fr.	3.4	2.7	1.7	16.7
4	Ty Nurse	G	6-1	185	Jr.	9.3	1.9	1.3	30.7
5	Javarez Willis	G	5-11	170	So.	8.7	2.5	2.1	28.9

## Head Coach Lon Kruger

► Lon Kruger was named Oklahoma's 14th head men's basketball coach on April 1, 2011.

► Owns a 490-309 (.613) collegiate record over 25 years.

► Has coached at Texas-Pan American (52-59 record from 1982-86), Kansas State (81-46 from 1986-90), Florida (104-80 from 1990-96), Illinois (81-48 from 1996-00) and UNLV (161-71 from 2004-11).

► Served as head coach of NBA's Atlanta Hawks from 2000-03 (69-122 record) and was an assistant for New York Knicks (2003-04 season).

► Averaged 25.4 wins at UNLV over the last five years (four NCAA appearances and one NIT trip) and won at least 21 games each of those five seasons.

► Coached UNLV to a 55-25 (.688) Mountain West Conference record the last five seasons.

► Has taken teams to 13 NCAA Tournaments (14-13 record) and four NITs (4-5 record).

► Coached Florida to the 1994 Final Four, Kansas State to the 1988 Elite Eight and UNLV to the 2007 Sweet 16.

► Has led all five of the college programs he has coached to 20-win seasons.

► Is one of five coaches in Division I college basketball history to take four different schools to the NCAA Tournament and is one of three coaches to win an NCAA Tournament game at four schools.

► Is one of just two head coaches in Division I history to lead at least four different schools to multiple NCAA Tournament wins.

► Is one of four coaches to lead three different schools to NCAA Sweet 16 appearances.



## Lon Kruger Year by Year

Year	School	Record	Pct.
1982-83	Pan American	7-21	.250
1983-84	Pan American	13-14	.481
1984-85	Pan American	12-16	.429
1985-86	Pan American	20-8	.714
1986-87	* Kansas State	20-11	.645
1987-88	* Kansas State	25-9	.735
1988-89	* Kansas State	19-11	.633
1989-90	* Kansas State	17-15	.531
1990-91	Florida	11-17	.393
1991-92	^ Florida	19-14	.576
1992-93	^ Florida	16-12	.571
1993-94	* Florida	29-8	.784
1994-95	* Florida	17-13	.567
1995-96	Florida	12-16	.429
1996-97	* Illinois	22-10	.688
1997-98	* Illinois	23-10	.697
1998-99	Illinois	14-18	.438
1999-00	* Illinois	22-10	.688
2004-05	^ UNLV	17-14	.548
2005-06	UNLV	17-13	.567
2006-07	* UNLV	30-7	.811
2007-08	* UNLV	27-8	.771
2008-09	^ UNLV	21-11	.656
2009-10	* UNLV	25-9	.735
2010-11	* UNLV	24-9	.727
2011-12	Oklahoma	11-5	.688
<b>Totals</b>		<b>490-309</b>	<b>.613</b>

\* NCAA Tournament

^ National Invitation Tournament

## TUESDAY'S GAME BASICS

Oklahoma (11-5 overall, 1-3 Big 12) goes for its second straight win when it hosts Texas Tech (7-9, 0-4) Tuesday at 7 p.m. CT. The Sooners snapped a three-game losing streak by beating No. 18 Kansas State 82-73 on Saturday in a game they led throughout and were ahead by as many as 18. Texas Tech has lost four straight to start league play and is coming off a 67-54 defeat at Texas A&M on Saturday. Tuesday's contest will air on the Sooner Radio Network (KOKC AM 1520 in Oklahoma City; KTBS AM 1430 in Tulsa; Sirius 137) with **Toby Rowland** and **Mike Houck** announcing. The game will be televised regionally by the Big 12 Network (KOCB Ch. 34 in OKC; KTUL Ch. 8 in Tulsa; ESPN Full Court) with **Dave Armstrong** and **Bryndon Manzer** calling the action.

## SOONER STORYLINES

► After enduring a 1-4 stretch in which it averaged just 62.6 points and shot .392 from the field, Oklahoma scored 82 points and shot .549 from the floor against No. 18 Kansas State on Saturday in a nine-point win. It was the best shooting performance against the Wildcats this year. OU also drained 22 of its 26 free throw attempts (.846).

► OU played three of its first four Big 12 games against AP top-20 opponents (at No. 7 Missouri, vs. No. 14 Kansas and vs. No. 18 Kansas State). The other was a road contest at rival Oklahoma State.

► Oklahoma holds a 30-19 all-time series lead against Texas Tech and is 12-4 versus the Red Raiders at Lloyd Noble Center. OU is 8-1 at home this year while Texas Tech is 1-7 away from home.

► The Sooners own a +15.8 average scoring margin in home games. They are shooting .471 from the field, .418 from 3-point range and .761 from the free throw line in those outings. Opponents are shooting .397, .261 and .655, respectively.

► OU has been held to a total of 17 3-point makes over the last five games (3.4 average) and junior guard **Steven Pledger** has 11 of the conversions during the stretch. The Sooners averaged 6.7 treys over their first 11 games.

► OU's top three scorers, **Andrew Fitzgerald** (.540), **Romero Osby** (.534) and **Pledger** (.516) are shooting a combined .530 from the field at Lloyd Noble Center this year and have teamed for a .828 free throw mark. The trio has accounted for 53 percent of the team's points at home.

► In OU's wins, Pledger is averaging 20.3 points on .581 field goal shooting. In the team's losses, Pledger is averaging 11.2 points on .300 shooting.

► Out of 338 Division I teams, OU ranks No. 10 nationally in offensive rebounds per game (15.2), No. 19 in total rebounds per game (39.8), No. 30 in 3-point field goal percentage (.389) and No. 33 in free throw percentage (.742).

► The Sooners have scored at least 75 points nine times in their 16 games after doing it seven times in their 32 contests last year.

► Oklahoma has been superb at the free throw line in Big 12 play with its .774 mark (ranks second in the league). Pledger (14-for-14), **Cameron Clark** (11-for-11) and **Carl Blair** (16-for-19) are a combined 41-for-44 (.932) at the stripe.

## Stats Comparison



### CATEGORY

Overall Record	11-5	7-9
Points Per Game	73.9	64.6
Opp. Points Per Game	67.1	66.8
Rebounds Per Game	39.8	31.9
Rebounding Margin	+6.0	+0.7
Field Goal Pct.	.439	.465
Opp. Field Goal Pct.	.412	.405
3-Point Pct.	.389	.366
Opp. 3-Point Pct.	.318	.331
Free Throw Pct.	.742	.715
Personal Fouls Per Game	16.9	22.1
Assists Per Game	14.1	11.6
Turnovers Per Game	13.0	16.9
Blocked Shots Per Game	3.5	3.1
Steals Per Game	6.9	5.6



► Steven Pledger

No.	Name	Position	Height	Weight	Class	Hometown (Last School)
1	Sam Grooms	G	6-1	203	Jr.	Greensboro, N.C. (Chipola College [Fla.])
2	Steven Pledger**	G	6-4	222	Jr.	Chesapeake, Va. (Atlantic Shores Christian School)
3	T.J. Franklin	G	5-11	175	Sr.	Fort Worth, Texas (North Crowley HS)
4	Andrew Fitzgerald**	F	6-8	247	Jr.	Baltimore Md. (Brewster Academy [N.H.])
5	C.J. Washington*	F	6-7	230	Sr.	Stringtown, Okla. (Connors State JC)
12	Jarrod Kruger#	G	6-1	174	So.	Topeka, Kan. (Kansas State University)
13	James Frascilla	G	5-10	142	Fr.	Dallas, Texas (Highland Park HS)
14	Carl Blair*	G	6-2	205	Jr.	Houston, Texas (University of New Orleans)
15	Tyler Neal*	F	6-7	227	So.	Oklahoma City, Okla. (Putnam City West HS)
21	Cameron Clark*	G	6-6	198	So.	Sherman, Texas (Sherman HS)
22	Amath M'Baye#	F	6-9	214	Jr.	Bordeaux, France (University of Wyoming)
24	Romero Osby	F	6-8	232	Jr.	Meridian, Miss. (Mississippi State University)
31	Barry Honoré*	F	6-7	270	Sr.	Garland, Texas (Southern University)
32	Casey Arent	C	6-10	227	Jr.	Penryn, Calif. (Sierra College)

\* Letters earned at Oklahoma #Sitting out 2011-12 season

## 2011-12 Big 12 Standings

Through Sunday, Jan. 15

Team	Big 12			Overall		
	W	L	Pct.	W	L	Pct.
Baylor	4	0	1.000	17	0	1.000
Kansas	4	0	1.000	14	3	.824
Missouri	3	1	.750	16	1	.941
Iowa State	2	2	.500	12	5	.706
Texas	2	2	.500	12	5	.706
Oklahoma State	2	2	.500	9	8	.529
Kansas State	1	3	.250	12	4	.750
<b>Oklahoma</b>	<b>1</b>	<b>3</b>	<b>.250</b>	<b>11</b>	<b>5</b>	<b>.688</b>
Texas A&M	1	3	.250	10	6	.625
Texas Tech	0	4	.000	7	9	.438



## Oklahoma Quick Facts

**Official Name:** University of Oklahoma

**Location:** Norman, Okla.

**Founded:** 1890

**Enrollment:** 30,754

**Nickname:** Sooners

**Colors:** Crimson and Cream

**President:** David L. Boren

**Athletics Director:** Joe Castiglione

**Arena:** Lloyd Noble Center (12,000)

**First Year of Basketball:** 1907-08

**NCAA Tournament Appearances:** 26

**NIT Appearances:** 7

**All-Time Record:** 1,536-983 (.610)

**Regular Season Conference Championships:** 14 (1928, 1929, 1939, 1940, 1942, 1944, 1947, 1949, 1979, 1984, 1985, 1988, 1989, 2005)

**Conference Tournament Championships:** 7 (1979, 1985, 1988, 1990, 2001, 2002, 2003)

**Head Coach:** Lon Kruger (Kansas State '75)

**Career Record:** 490-309 (26th year)

**Oklahoma Record:** 11-5 (first year)

**NCAA Appearances:** 13 (most recent 2011)

**NIT Appearances:** 4 (most recent 2009)

**Assistant Coaches:** Chris Crutchfield (Nebraska-Omaha '92), Steve Henson (Kansas State '90), Lew Hill (Wichita State '88)

**Director of Operations:** Mike Shepherd (Kansas State '92)

**Director of Student-Athlete Performance:** Jozsef Szendrei (Oklahoma '03)

**Video Coordinator:** Scott Thompson

**Equipment Manager:** Marco Griego

**Graduate Managers:** Wade Mason, Teddy Owens

**Athletics Trainer:** Alex Brown

**Team Physician:** Dr. Brock Schnebel

**Official Website:** SoonerSports.com

► Rebounding was mentioned by head coach **Lon Kruger** several times in the preseason as a concern for 2011-12. However, OU has been outrebounded just three times in 16 games and ranks fourth in the Big 12 with its +6.0 margin per contest despite not starting anyone taller than 6-8. The Sooners own a 243-197 offensive rebounding advantage on the year.

### PLEDGER AMONG BIG 12'S OFFENSIVE LEADERS

► After averaging 8.6 points and shooting .386 from the field and .345 from 3-point range over his first two seasons, junior guard **Steven Pledger** is averaging 17.3 points this year while shooting .486 from the field and .459 from long distance. Pledger ranks third in the Big 12 in scoring, fourth in 3-point field goal percentage (17th nationally) and free throw percentage (.889), and fifth in field goal percentage and 3-pointers per game (2.6).

► Pledger has scored in double figures in 14 of his 15 outings (held to nine two games ago at Oklahoma State) and has shot at least .500 from the field in eight games. He has scored at least 20 points five times after doing it three times all of last season, and has netted at least 15 points on four other occasions.

► Pledger has made 86 field goals this year, already putting him at 77 percent of last year's total (112).

### MORE INDIVIDUAL NOTES

► Junior forward **Andrew Fitzgerald** has scored in double figures in each of the last 11 games (averaging 15.2 during stretch on .522 shooting) after doing it just twice in OU's first five outings (averaged 8.4 points on .400 shooting). He has scored at least 18 points in three of the last six outings, including a season-high 21 on Saturday against Kansas State when he made a career-high nine field goals on 10 attempts. Fitzgerald leads the team and ranks seventh in the Big 12 with his 15.5 scoring average in league play.

► Junior point guard **Sam Grooms** ranks No. 3 in the Big 12 in assists (5.4) and No. 2 in assist-to-turnover ratio (2.5). He has recorded one or zero turnovers six times in 16 games and ranks second on the team in minutes (29.2). Only one Sooner in the last 15 years averaged more assists per game for an entire season than Grooms' current 5.4 average (6.9 by **Terrell Everett** in 2005-06).

► Junior forward **Romero Osby** leads the Big 12 with his 3.1 offensive rebounds per game and ranks third with his 8.3 overall boards per outing. He is also tied for second with five double-doubles. He has recorded at least 10 rebounds on seven occasions this year (his career high entering the season was eight rebounds). Osby, who pulled down a career-high 18 boards vs. South Carolina State on Dec. 21, scored a career-high-tying 18 points in both of OU's games last week (he has three 18-point performances in the last five games).

► Junior guard **Carl Blair** has scored 36 of his 76 points this season (47 percent) over the last three games. He averaged 3.1 points over OU's first 13 games but is averaging 12.0 points, 4.3 rebounds, 3.3 assists and 3.3 steals over the last three. Blair ranks third in the Big 12 (league games) with his 2.5 steals per contest. He started Saturday against Kansas State after recording personal OU career highs of 20 points, 10 rebounds and five steals at Oklahoma State last Monday.

► Sophomore guard **Cameron Clark**, who was held under 10 points in six straight games (averaged 5.5 points on .367 shooting) prior to Saturday's K-State contest, came off the bench for the first time of his collegiate career against the Wildcats and scored 10 points on 4-of-6 shooting. Clark is averaging 8.3 points on .392 shooting this year after averaging 9.3 points on .474 shooting as a freshman.

### CLEANING THE GLASS

► OU ranks second in the Big 12 and No. 19 nationally with its 15.2 offensive rebounds per game (Kansas State averages 15.3). It also ranks No. 2 in the league and No. 19 nationally with its 39.8 total rebounds per game (Kansas State averages 39.9), and No. 2 in the conference in offensive rebounding percentage at .414 (Kansas State is at .424).

► The Sooners have been outrebounded just three times on the season (by Washington State, Missouri and Kansas State).

► Oklahoma's top two rebounding totals of the 16-year Big 12 era have been recorded this year (63 vs. S.C. State and 61 vs. Coppin State).

► OU has pulled down double-digit offensive rebounds in 13 of 16 games and is averaging 15.2 offensive boards per contest to its opponents' 12.3.

► The Sooners are averaging 6.7 more offensive rebounds per game this year than they did last season (15.2 to 8.5).

### PREVIEWING TEXAS TECH

► Texas Tech returned one starter and three letterwinners from last year's 13-19 team that tied Oklahoma for 10th place in the Big 12 (5-11). The Red Raiders, who are under the direction of first-year head coach **Billy Gillispie**, are the only Big 12 team with a losing record this season (7-9). They have lost each of their four league games (67-59 at Oklahoma State, 73-60 to Baylor, 81-46 to Kansas and 67-54 at Texas A&M). Tech is 1-7 away from home, with its lone victory coming at Texas A&M Corpus Christi on Dec. 1 (61-54).

► In conference play, Texas Tech ranks last in scoring (54.8 ppg), ninth in field goal percentage (.360), ninth in 3-point field goal percentage (.296) and third in free throw percentage (.753). It leads the league in defensive rebounding percentage (.724).

► Freshman forward **Jordan Tolbert** leads the team and all Big 12 freshmen in scoring (13.5 ppg), rebounding (6.3 rpg) and field goal percentage (.596). His 81 field goals are 35 more than the Red Raider with the second highest total. Tolbert has five performances of at least 20 points on the year, including four in a row in December (averaged 24.3 during the four-game stretch). He is averaging 7.8 points and 6.8 boards in Big 12 play.

► Junior guard **Ty Nurse** ranks second on the team with his 9.3 points per game despite being held scoreless over the last two outings (0-for-8 shooting). He leads the squad with his 22 treys and is shooting .373 from deep. He ranks second in the Big 12 with his .915 season free throw mark (43-for-47).

## Romero Osby's Double-Digit Rebounding Games

Opponent	Rebs.
Idaho State	10
Coppin State	10
vs. Santa Clara	10
vs. Houston	10
South Carolina State	18
at Cincinnati	12
at Oklahoma State	10



**AP Top 25 Poll**

January 9

School	Record
1. Syracuse (60)	17-0
2. Kentucky (5)	15-1
3. North Carolina	14-2
<b>4. Baylor</b>	<b>15-0</b>
5. Ohio State	15-2
6. Michigan State	14-2
7. Indiana	15-1
8. Duke	13-2
<b>9. Missouri</b>	<b>14-1</b>
<b>10. Kansas</b>	<b>12-3</b>
11. Georgetown	13-2
12. UNLV	16-2
13. Michigan	13-3
14. Louisville	13-3
15. Murray State	16-0
16. Virginia	14-1
17. Connecticut	12-3
<b>18. Kansas State</b>	<b>12-2</b>
19. Florida	12-4
20. Mississippi State	13-3
21. Gonzaga	13-2
22. San Diego State	13-2
23. Creighton	13-2
24. Seton Hall	14-2
25. Marquette	12-4

**ESPN/USA Today Top 25 Poll**

January 9

School	Record
1. Syracuse (30)	17-0
2. Kentucky (1)	15-1
3. North Carolina	14-2
<b>4. Baylor</b>	<b>15-0</b>
5. Ohio State	15-2
6. Duke	13-2
7. Michigan State	14-2
8. Indiana	15-1
<b>9. Missouri</b>	<b>14-1</b>
<b>10. Kansas</b>	<b>12-3</b>
11. Georgetown	13-2
12. UNLV	16-2
13. Michigan	13-3
14. Murray State	16-0
15. Louisville	13-3
16. Connecticut	12-3
17. Virginia	14-1
<b>18. Kansas State</b>	<b>12-2</b>
19. Florida	12-4
20. Mississippi State	13-3
21. Creighton	13-2
22. San Diego State	13-2
23. Gonzaga	13-2
24. Marquette	12-4
25. Harvard	13-2

OU opponents and potential opponents in **bold**

► Sophomore guard **Javarez Willis** averages 8.7 points and 2.1 assists per outing. He has made his last 25 free throw attempts and is shooting .865 (32-for-37) on the season.

► Gillispie, who also coached at UTEP, Texas A&M and Kentucky, is in his eighth year overall and owns a 147-94 career record.

**OU-TEXAS TECH SERIES HISTORY**

Oklahoma owns a 30-19 series lead over Texas Tech and has won six of the last nine meetings. OU is 18-6 against the Red Raiders in Norman and is 12-4 at Lloyd Noble Center. Since the start of the Big 12 in 1996-97, OU is 21-11 against Texas Tech (11-4 in Norman). The Sooners posted a 4-2 record against Texas Tech head coach **Billy Gillispie** while he was head coach at Texas A&M.

**LAST YEAR VS. THE RED RAIDERS** (BOX SCORES AND CUMULATIVE STATS ON PAGE 13 OF THESE NOTES)

OU and Texas Tech split their two meetings last year, with the home team winning each contest. The Sooners posted an 83-74 victory on Jan. 18 as all five starters scored in double figures. **Cade Davis** led the way with 25 points and was followed by **Andrew Fitzgerald** (20), **Steven Pledger** (14), **Carl Blair** (11) and **Cameron Clark** (11). OU was outrebounded 37-31, but canned 29 of its 34 free throw attempts (.853). It also forced 20 Texas Tech turnovers and held the Red Raiders to .390 field goal shooting. Tech dominated the March 2 rematch, 84-58, holding the Sooners to .328 field goal and .222 (4-for-18) 3-point marks. OU also shot just .522 from the free throw line (12-for-23). Davis was the only Sooner in double figures with 21 points.

**SATURDAY'S KANSAS STATE RECAP** (BOX SCORE ON PAGE 12 OF THESE NOTES)

► Oklahoma turned in its third best shooting performance of the season (.549) and overcame its worst rebounding deficit in 13 seasons (44-24) to post an 82-73 home win over 18th-ranked Kansas on Saturday. The Sooners, who shot .700 from the field in the second half (14-for-20), held the Wildcats to .391 shooting on the day and forced them into 19 turnovers (their second highest total of the season).

► OU's 20-rebound deficit was its largest in victory in 20 years (was outboarded by 30 by Nebraska in a 79-76 home win in 1991-92).

► The Sooners' 12 steals were their second most of the season and most in 10 games.

► Junior forward **Andrew Fitzgerald** enjoyed his best shooting day as a Sooner, knocking down a career-high nine field goals on 10 attempts en route to a season-high 21 points.

► Junior forward **Romero Osby** hit six of his eight shots and all six of his free throws to finish with a career-high-tying 18 points.

► Junior guard **Steven Pledger** netted 18 points with the help of 2-for-3 3-point and 6-for-6 free throw shooting. He shared team-high rebounding honors (six) with Osby.

► Junior point guard **Sam Grooms** registered nine assists against three turnovers and added a pair of steals.

**SOONER TIP INS**

► Oklahoma has recorded 43 dunks in its 16 games (2.7 average) and junior forward **Romero Osby** has 24 of them (56 percent).

► Osby has grabbed at least six rebounds in 13 of 16 games this year. In his 35 games at Mississippi State as a sophomore in 2009-10, Osby pulled down at least six boards on three occasions.

► Junior **Andrew Fitzgerald** leads the team with seven charges taken. He took two Saturday against Kansas State.

► In their 11 wins, the Sooners are shooting .471 from the field and .427 from 3-point range (6.6 makes per game). In their five losses, they are shooting .366 from the field and .286 from long distance (3.6 makes).

► OU is the only team in the Big 12 whose top four scorers are each shooting at least .700 from the free throw line.

**UP NEXT**

The Sooners are back on the road Saturday for a 3 p.m. CT game at Texas A&M (televised by the Big 12 Network).

**QUANTIFYING OU'S BASKETBALL TRADITION**

► This is the 105th season of Oklahoma varsity basketball (the program's first game was Nov. 26, 1907).

► OU owns a 1,536-983 (.610) all-time record, ranking it 30th in NCAA Division I history in wins and 41st in winning percentage.

► Oklahoma has participated in four NCAA Final Fours (1939, 1947, 1988 and 2002) and in two NCAA championship games (it lost to Holy Cross in 1947 and to Kansas in 1988).

► OU has made 26 NCAA Tournament appearances and seven postseason NIT showings. It has made 22 NCAA Tournament appearances over the last 29 years.

► Oklahoma has made 27 postseason appearances over the last 30 years (22 NCAA Tournaments and five NITs).

► The Sooners have won 14 regular season conference championships (most recently in 2005) and seven conference tournament titles (including the 2001, 2002 and 2003 Big 12 crowns).

► The Sooners posted the eighth best NCAA Division I winning percentage (.731) in the 1980s and the eighth best (.738) in the 2000s.

► Twenty different Sooners have earned All-America honors a total of 30 times. They have earned consensus first-team All-America acclaim nine times and consensus second-team honors on four occasions.

► **Wayman Tisdale** was a three-time consensus first-team All-American during his three seasons at OU (1983-85).

► Oklahoma players have earned first-team all-conference accolades a total of 73 times.

► The Sooners own a winning record against eight of the other nine members of the Big 12 Conference (Kansas is the only league program with a series lead against OU).

► OU has played its home games in four different venues: the OU Gymnasium (1907-1919), the R.O.T.C. Armory (1919-1928), the OU Field House (1928-75) and Lloyd Noble Center (1975-present).

# PLAYER NOTES

## 1 SAM GROOMS (6-1, 203, JUNIOR, GUARD)

- ▶ Point guard who is averaging 6.3 points, 3.1 boards and 5.4 assists in 29.2 minutes a contest.
- ▶ Ranks third in Big 12 in assists and second in assist-to-turnover ratio (2.5).
- ▶ Coming off a 9-assist game in win over No. 18 Kansas State on Saturday.
- ▶ Recorded 17 assists and 4 turnovers (4.3 ratio) in three 76 Classic games Nov. 24-27.
- ▶ Point guard who transferred from Chipola College in Florida.
- ▶ Rated as nation's third-best junior college player in 2010-11 by JucoRecruiting.com.
- ▶ Started 50 games in his two seasons at Chipola (averaged 11.1 points, 5.9 assists last year).

## 2 STEVEN PLEDGER (6-4, 222, JUNIOR, GUARD)

- ▶ Averaging 17.3 points (ranks No. 3 Big 12), 4.1 rebounds and 1.7 assists in 31.8 minutes.
- ▶ Leads Big 12 guards with his .486 season field goal percentage.
- ▶ Ranks 17th nationally with his .459 3-point percentage.
- ▶ Ranks fourth in Big 12 in free throw percentage (.895) and fifth in 3FGs per game (2.6).
- ▶ Averaging 20.3 points in team's wins but just 11.2 in losses.
- ▶ Recorded first career double-double vs. Houston on Dec. 17 (31 points, 10 rebounds).
- ▶ Has five games of at least 20 points this year (had three all of last season).
- ▶ Named to 76 Classic and All-College Classic all-tournament teams.
- ▶ Suspended for opener vs. Idaho State (impermissible participation in summer pro-am game).
- ▶ Averaged a team-high 15.4 points in OU's wins last year compared to 7.4 points in losses.
- ▶ Scored a career-high 38 points (career highs of 12 field goals, 7 treys and 7 free throw makes) in overtime win at Iowa State last season (scored 17 of team's final 21 points).

## 3 T.J. FRANKLIN (5-11, 175, SENIOR, GUARD)

- ▶ Averaging 2.9 minutes in his 10 games this year (has 2 points and 2 assists).
- ▶ Played a career-high 9 minutes Dec. 2 vs. Sacramento State (2 points, 1 assist, 1 steal).
- ▶ A walk-on point guard who is the only fourth-year player on team.
- ▶ Played a total of 16 minutes last year (12 games) and scored four points.
- ▶ Helped North Crowley HS (Fort Worth, Texas) to 38-1 record and 2008 Class 5A state title.
- ▶ Voted by teammates as squad's hardest worker, best leader by example, most impressive in the weight room, fastest from baseline to baseline and best video game player.
- ▶ An information studies major at OU who graduated No. 7 in his high school class.

## 4 ANDREW FITZGERALD (6-8, 247, JUNIOR, FORWARD)

- ▶ Averaging 13.1 points and 5.6 rebounds (ranks second on team in both categories).
- ▶ Coming off a season-high 21-point outing vs. No. 18 Kansas State (9-for-10 from field).
- ▶ Has scored in double figures in each of last 11 games (at least 18 in three of last six outings).
- ▶ Averaging 15.2 points the last 11 games after averaging 8.0 the first five.
- ▶ Shooting .522 from field the last eight outings after shooting .400 the first five.
- ▶ Averaged 7.3 boards in three 76 Classic games (tied for second most in tournament).
- ▶ OU's leading returning scorer (12.6) and rebounder (5.0) from last season. Also led team with his 21 blocked shots and 34 steals in an average of 30.8 minutes per game.
- ▶ An honorable mention All-Big 12 selection as a sophomore last season.
- ▶ Started all 32 games last year and scored at least 10 points 22 times (at least 20 four times).
- ▶ Arrived at OU in summer 2009 weighing 273 pounds but entered 2011-12 season at 247.

## 5 C.J. WASHINGTON (6-7, 230, SENIOR, FORWARD)

- ▶ Averaging 2.3 points and 3.2 rebounds in 10.1 minutes a game (DNP in season opener).
- ▶ Seven of his career-high 12 boards (in 13 min.) against South Carolina State were offensive.
- ▶ Leads team in rebounds per minute (40-minute projection is 12.7 boards).
- ▶ Handed out 3 assists vs. Coppin State in his first game of year (recorded 2 all of last season).
- ▶ Came off bench in each of his 31 games last year and averaged 2.5 points and 3.1 rebounds.
- ▶ A first-team junior college All-American at Connors State College (Warner, Okla.) in 2009-10 when he averaged 19.3 points, a school-record 13.0 rebounds and 1.8 block per game.
- ▶ Named the 2010 Region II Junior College Player of the Year and Region II Tournament MVP.
- ▶ Recorded 25 double-doubles in his 32 games (including a stretch of 14 straight).

## 13 JAMES FRASCHILLA (5-10, 142, FRESHMAN, GUARD)

- ▶ A walk-on point guard from Dallas, Texas, who has 2 points in his 7 appearances (9 minutes).
- ▶ Helped Highland Park HS to a 22-8 record last year and a District 10-4A championship.
- ▶ Averaged 5.9 points, 5.0 assists and 2.7 steals as a senior to earn all-district honors.
- ▶ Voted by teammates as the Sooner who would make the best college head coach.
- ▶ Son of ESPN analyst and former college head coach Fran Fraschilla.

## 14 CARL BLAIR (6-2, 205, JUNIOR, GUARD)

- ▶ Averaging 4.8 points and 2.8 assists in 15.6 minutes a game.
- ▶ Averaging 12.0 points the last three games after averaging 3.1 the first 13 outings.
- ▶ Also averaging 4.3 rebounds, 3.3 assists and 3.3 steals over the last three contests.
- ▶ Has started two games on the season (season opener and Saturday vs. Kansas State).
- ▶ Set OU career highs with 20 points, 10 rebounds and 5 steals last Monday at Oklahoma State.
- ▶ Shot .250 from 3-point range last year (14-for-56) but is shooting .387 (12-for-31 this year).
- ▶ Played in 30 of team's 32 games last year and made 25 starts (including last 22 contests).
- ▶ Averaged 7.5 points and team-high 4.7 assists in 27.6 minutes a game.
- ▶ Recorded a career-high 9.2 points, 4.4 rebounds and 3.7 assists in 2009-10.
- ▶ Recorded triple-double at New Orleans (13 points, 10 rebounds and 11 assists).

## 15 TYLER NEAL (6-7, 227, SOPHOMORE, FORWARD)

- ▶ Has come off the bench to average 5.2 points and 3.0 boards in 16.3 minutes an outing.
- ▶ Shooting .381 (16-for-42) from 3-point range and .792 (19-for-24) from free throw line.
- ▶ Averaging just 1.5 points in 12.8 minutes over last five games (2-for-9 shooting from field).
- ▶ Recorded a career-high 18-point game vs. Arkansas Dec. 10 (career highs of 4 treys, 4 assists).
- ▶ Played in 26 of team's 32 games last year as a freshman and made six starts.
- ▶ Averaged 4.2 points and 2.3 rebounds in 12.5 minutes a game.
- ▶ Earned state-player-of-the-year honors from Gatorade, the Oklahoma Coaches Association and The Oklahoman as a high school senior at Putnam City West.

## 21 CAMERON CLARK (6-6, 198, SOPHOMORE, GUARD)

- ▶ Came off bench Saturday vs. K-State for first time in college career (started first 47 games).
- ▶ Averaging 6.3 points the last nine games after averaging 14.0 the previous five.
- ▶ Has scored in double figures twice in last nine games (10 points Saturday vs. K-State).
- ▶ Held scoreless vs. Arkansas (Dec. 10) and at Cincinnati (Dec. 29).
- ▶ Ranked fourth on team in scoring (9.3 ppg) last year and third in rebounding (4.5 rpg).
- ▶ Ranked eighth in Big 12 (second among freshmen) with his 33.6 minutes per game.
- ▶ Scored in double figures 14 times and netted at least 25 points twice.
- ▶ Averaged 13.1 points in wins and 6.3 points in losses.
- ▶ Played at least 40 minutes on seven occasions.
- ▶ Ranked No. 32 as a high school senior by ESPN, No. 34 by Rivals.com and No. 39 by Scout.com.

## 24 ROMERO OSBY (6-8, 232, JUNIOR, FORWARD)

- ▶ Averaging 11.3 points and team-high 8.3 rebounds in 28.3 minutes a game.
- ▶ Tied a career high with 18 points each of the last two outings (at OSU and vs. K-State).
- ▶ Ranks third in Big 12 in rebounding and first in offensive rebounding (3.1 per game).
- ▶ Tied for second in Big 12 with five double-doubles.
- ▶ Has grabbed 10+ rebounds in seven of 16 outings (at least 6 boards in all but three games).
- ▶ His 18 rebounds vs. S.C. State Dec. 21 tied as most by a Sooner in three seasons.
- ▶ Had 17 points, 10 boards and 4 assists (all career highs at the time) in opener vs. Idaho State.
- ▶ Sat out last season after transferring from Mississippi State University.
- ▶ Averaged 4.2 points and 2.6 rebounds in 12.8 minutes a game during his two seasons at MSU.
- ▶ Played in 35 of 36 games as a sophomore (three starts) and averaged 4.3 points and 2.6 boards.
- ▶ Rated No. 57 nationally by Rivals.com and No. 70 by Scout.com out of high school.

## 31 BARRY HONORÉ (6-7, 270, SENIOR, FORWARD)

- ▶ Averaging 0.9 points, 1.1 rebounds and 0.5 blocks in 5.3 minutes a game.
- ▶ Recorded OU career highs of 4 points, 4 boards and 2 assists Dec. 31 vs. Northwestern State.
- ▶ A walk-on who transferred from Southern University and is one of three seniors on the team.
- ▶ Averaged 1.2 points and 1.0 rebound in 5.7 minutes a game last year (shot .632 from field).
- ▶ Named 2008 Southwestern Athletic Conference Freshman of the Year after averaging 8.8 points and 5.1 rebounds a game at Southern.
- ▶ Started 54 of his 60 games during his two-year career at Southern.

## 32 CASEY ARENT (6-10, 227, JUNIOR, CENTER)

- ▶ Averaging 1.6 points and 2.4 boards in 8.1 minutes per outing (has played in 14 games).
- ▶ Has 16 offensive rebounds and 18 defensive boards.
- ▶ Scored 4 points and tied a career high with 9 rebounds Dec. 21 vs. S.C. State (10 minutes).
- ▶ Rated as the nation's 22nd-best juco player last year by JucoRecruiting.com.
- ▶ Earned first-team All-Big 8 and first-team all-state honors as a sophomore last year at Sierra College in Rocklin, Calif.
- ▶ Averaged 19.1 points and 11.4 rebounds per game last season (17 double-doubles).

# SEASON STATISTICS

#	Player	gp-gs	min	avg	Total		3-Point		F-Throw		Rebounds				pf	dq	a	to	blk	stl	pts	avg
					fg-fga	fg%	3fg-fga	3fg%	ft-fa	ft%	off	def	tot	avg								
02	Pledger, Steven	15-15	477	31.8	86-177	.486	39-85	.459	48-54	.889	23	38	61	4.1	33	1	25	25	3	16	259	17.3
04	Fitzgerald, Andrew	16-16	416	26.0	87-176	.494	0-0	.000	35-50	.700	42	47	89	5.6	47	0	5	17	10	11	209	13.1
11	Newell, Calvin	5-0	98	19.6	25-51	.490	10-26	.385	5-7	.714	3	5	8	1.6	4	0	4	4	0	3	65	13.0
24	Osby, Romero	16-16	453	28.3	70-146	.479	3-9	.333	38-54	.704	50	83	133	8.3	30	1	13	23	14	10	181	11.3
21	Clark, Cameron	16-15	383	23.9	51-130	.392	5-13	.385	26-36	.722	13	47	60	3.8	29	0	26	24	8	10	133	8.3
01	Grooms, Sam	16-16	467	29.2	32-94	.340	6-26	.231	31-46	.674	10	40	50	3.1	28	0	86	35	1	16	101	6.3
15	Neal, Tyler	16-0	261	16.3	24-61	.393	16-42	.381	19-24	.792	14	34	48	3.0	31	1	12	20	2	11	83	5.2
14	Blair, Carl	16-2	264	16.5	18-55	.327	12-31	.387	28-37	.757	8	26	34	2.1	26	0	44	34	1	22	76	4.8
05	Washington, C.J.	15-0	151	10.1	16-32	.500	0-0	.000	3-6	.500	18	30	48	3.2	13	0	5	4	7	4	35	2.3
32	Arent, Casey	14-0	113	8.1	9-26	.346	0-0	.000	4-4	1.000	16	18	34	2.4	19	0	1	12	2	5	22	1.6
31	Honore, Barry	15-0	79	5.3	5-11	.455	0-0	.000	4-7	.571	12	4	16	1.1	6	0	2	5	8	0	14	0.9
13	Fraschilla, James	7-0	9	1.3	1-2	.500	0-0	.000	0-0	.000	1	0	1	0.1	2	0	0	0	0	0	2	0.3
03	Franklin, T.J.	10-0	29	2.9	1-8	.125	0-2	.000	0-0	.000	1	3	4	0.4	3	0	2	4	0	2	2	0.2
Team											32	19	51					1				
Total.....		16	3200		425-969	.439	91-234	.389	241-325	.742	243	394	637	39.8	271	3	225	208	56	110	1182	73.9
Opponents.....		16	3200		381-925	.412	115-362	.318	197-280	.704	197	344	541	33.8	302	9	227	232	44	97	1074	67.1

TEAM STATISTICS	OU	OPP
SCORING	1182	1074
Points per game	73.9	67.1
Scoring margin	+6.8	-
FIELD GOALS-ATT	425-969	381-925
Field goal pct	.439	.412
3 POINT FG-ATT	91-234	115-362
3-point FG pct	.389	.318
3-pt FG made per game	5.7	7.2
FREE THROWS-ATT	241-325	197-280
Free throw pct	.742	.704
F-Throws made per game	15.1	12.3
REBOUNDS	637	541
Rebounds per game	39.8	33.8
Rebounding margin	+6.0	-
ASSISTS	225	227
Assists per game	14.1	14.2
TURNOVERS	208	232
Turnovers per game	13.0	14.5
Turnover margin	+1.5	-
Assist/turnover ratio	1.1	1.0
STEALS	110	97
Steals per game	6.9	6.1
BLOCKS	56	44
Blocks per game	3.5	2.8
ATTENDANCE	76066	40152
Home games-Avg/Game	9-8452	2-12270
Neutral site-Avg/Game	-	5-3123

Score by Periods	1st	2nd	Totals
Oklahoma	561	621	1182
Opponents	478	596	1074

Date	Opponent		Score	Att.
11/11/11	IDAHO STATE	w	78-74	7622
11/18/11	COPPIN STATE	w	92-65	7460
# 11/24/11	vs Washington State	w	74-59	1457
# 11/25/11	vs Santa Clara	w	85-73	1777
# 11/27/11	vs Saint Louis	L	63-83	2637
12/02/11	SACRAMENTO STATE	w	82-53	7460
12/08/11	ORAL ROBERTS	w	73-59	7699
12/10/11	ARKANSAS	w	78-63	9077
\$ 12/17/11	vs Houston	w	79-74	5303
12/21/11	SOUTH CAROLINA STATE	w	83-48	8136
% 12/29/11	vs Cincinnati	L	55-56	4439
12/31/11	NORTHWESTERN STATE	w	83-63	8532
* 01/03/12	at Missouri	L	49-87	15061
* 01/07/12	KANSAS	L	61-72	11268
* 01/09/12	at Oklahoma State	L	65-72	9478
* 01/14/12	KANSAS STATE	w	82-73	8812

# 76 Classic (Anaheim, Calif.)

\$ All-College Classic (Oklahoma City, Okla.)

% at U.S. Bank Arena (Cincinnati, Ohio)

\* = Conference game

# BIG 12 GAMES ONLY

##	Player	gp-gs	min	avg	Total		3-Point		F-Throw		Rebounds				pf	dq	a	to	blk	stl	pts	avg
					fg-fga	fg%	3fg-fga	3fg%	ft-fa	ft%	off	def	tot	avg								
04	Fitzgerald, Andrew	4-4	118	29.5	26-51	.510	0-0	.000	10-14	.714	12	13	25	6.3	14	0	1	6	1	3	62	15.5
02	Pledger, Steven	4-4	140	35.0	15-48	.313	8-21	.381	14-14	1.000	4	13	17	4.3	11	1	3	5	1	3	52	13.0
24	Osby, Romero	4-4	127	31.8	20-40	.500	1-3	.333	10-15	.667	12	16	28	7.0	10	0	2	10	2	3	51	12.8
14	Blair, Carl	4-1	83	20.8	9-28	.321	4-13	.308	16-19	.842	3	10	13	3.3	6	0	10	6	0	10	38	9.5
21	Clark, Cameron	4-3	86	21.5	10-24	.417	0-0	.000	11-11	1.000	2	14	16	4.0	5	0	7	4	0	3	31	7.8
01	Grooms, Sam	4-4	121	30.3	6-21	.286	0-4	.000	2-4	.500	3	5	8	2.0	8	0	21	9	1	4	14	3.5
15	Neal, Tyler	4-0	50	12.5	1-8	.125	1-5	.200	2-4	.500	5	2	7	1.8	6	0	2	6	1	3	5	1.3
05	Washington, C.J.	4-0	38	9.5	2-5	.400	0-0	.000	0-2	.000	2	2	4	1.0	5	0	0	1	1	1	4	1.0
31	Honore, Barry	3-0	15	5.0	0-1	.000	0-0	.000	0-1	.000	2	0	2	0.7	1	0	0	1	1	0	0	0.0
32	Arent, Casey	4-0	15	3.8	0-2	.000	0-0	.000	0-0	.000	1	2	3	0.8	1	0	0	0	0	1	0	0.0
03	Franklin, T.J.	2-0	4	2.0	0-1	.000	0-0	.000	0-0	.000	0	1	1	0.5	0	0	0	0	0	0	0	0.0
13	Fraschilla, James	2-0	3	1.5	0-0	.000	0-0	.000	0-0	.000	0	0	0	0.0	0	0	0	0	0	0	0	0.0
Team											4	3	7									
Total.....		4	800		89-229	.389	14-46	.304	65-84	.774	50	81	131	32.8	67	1	46	48	8	31	257	64.2
Opponents.....		4	800		108-233	.464	31-90	.344	57-76	.750	58	102	160	40.0	74	1	63	54	14	26	304	76.0

TEAM STATISTICS	OU	OPP	Date	Opponent	Score	Att.
SCORING	257	304	* 01/03/12	at Missouri	L 49-87	15061
Points per game	64.2	76.0	* 01/07/12	KANSAS	L 61-72	11268
Scoring margin	-11.7	-	* 01/09/12	at Oklahoma State	L 65-72	9478
FIELD GOALS-ATT	89-229	108-233	* 01/14/12	KANSAS STATE	W 82-73	8812
Field goal pct	.389	.464				
3 POINT FG-ATT	14-46	31-90				
3-point FG pct	.304	.344				
3-pt FG made per game	3.5	7.8				
FREE THROWS-ATT	65-84	57-76				
Free throw pct	.774	.750				
F-Throws made per game	16.3	14.3				
REBOUNDS	131	160				
Rebounds per game	32.8	40.0				
Rebounding margin	-7.2	-				
ASSISTS	46	63				
Assists per game	11.5	15.8				
TURNOVERS	48	54				
Turnovers per game	12.0	13.5				
Turnover margin	+1.5	-				
Assist/turnover ratio	1.0	1.2				
STEALS	31	26				
Steals per game	7.8	6.5				
BLOCKS	8	14				
Blocks per game	2.0	3.5				
ATTENDANCE	20080	24539				
Home games-Avg/Game	2-10040	2-12270				
Neutral site-Avg/Game	-	0-0				

Score by Periods	1st	2nd	Totals
Oklahoma	119	138	257
Opponents	140	164	304

# SEASON RESULTS

Date	Opponent	Score	W/L	Attend.	Points Leader	Rebounds Leader	Assists Leader
11/11	Idaho State	78-74	W	7,622	Newell ..... 19	Osby ..... 10	Grooms ..... 8
11/18	Coppin State	92-65	W	7,460	Pledger ..... 20	Osby ..... 10	Blair, Clark ..... 4
11/24	vs. Washington State #	74-59	W	1,457	Newell ..... 18	Fitzgerald ..... 7	Grooms ..... 10
11/25	vs. Santa Clara #	85-73	W	1,777	Pledger ..... 26	Fitzgerald ..... 13	Grooms ..... 6
11/27	vs. Saint Louis #	63-83	L	2,637	Clark, Osby ..... 14	Clark, Osby ..... 6	Pledger ..... 2
12/2	Sacramento State	82-53	W	7,460	Clark ..... 18	Blair ..... 5	Pledger ..... 5
12/8	Oral Roberts	73-59	W	7,699	Pledger ..... 17	Clark ..... 8	Grooms ..... 5
12/10	Arkansas	78-36	W	9,077	Pledger ..... 22	Fitzgerald ..... 8	Neal ..... 4
12/17	vs. Houston \$	79-74	W	5,303	Pledger ..... 31	Osby, Pledger ..... 10	Grooms ..... 8
12/21	South Carolina State	83-48	W	8,136	Pledger ..... 22	Osby ..... 18	Grooms ..... 6
12/29	at Cincinnati %	55-56	L	4,439	Fitzgerald ..... 18	Osby ..... 12	Grooms ..... 9
12/31	Northwestern State	83-63	W	8,532	Osby, Pledger ..... 18	Clark ..... 9	Blair ..... 6
1/3	at Missouri (7)	49-87	L	15,061	Fitzgerald ..... 18	Fitzgerald ..... 6	Grooms ..... 7
1/7	Kansas (14)	61-72	L	11,268	Pledger ..... 14	Osby ..... 9	Grooms ..... 5
1/9	at Oklahoma State	65-72	L	9,478	Blair ..... 20	Blair, Osby ..... 10	Clark ..... 3
1/14	Kansas State (18)	82-73	W	8,812	Fitzgerald ..... 21	Osby, Pledger ..... 6	Grooms ..... 9
1/17	Texas Tech						
1/21	at Texas A&M						
1/24	Baylor						
1/28	at Kansas State						
2/1	at Kansas						
2/4	Iowa State						
2/6	Missouri						
2/11	at Texas Tech						
2/14	Texas						
2/18	at Iowa State						
2/22	Oklahoma State						
2/25	at Baylor						
2/29	at Texas						
3/3	Texas A&M						

Associated Press rankings in parentheses

# 76 Classic (Anaheim, Calif.)

\$ All-College Classic (Oklahoma City, Okla.)

% at U.S. Bank Arena

Record Summary	Overall	Home	Away	Neutral
All Games	11-5	8-1	0-3	3-1
Big 12 Games	1-3	1-1	0-2	0-0
Non-Conference Games	10-2	7-0	0-1	3-1



# POINTS-REBOUNDS-ASSISTS

Date	Opponent	1 GROOMS	2 PLEDGER	3 FRANKLIN	4 FTZGERLD	5 WASHGTON	11 NEWELL	13 FRASCH.	14 BLAIR	15 NEAL	21 CLARK	24 OSBY	31 HONORÉ	32 ARENT
11/11	Idaho State	<u>11-6-8</u>	DNP	0-0-0	<u>7-1-0</u>	DNP	19-2-0	DNP	<u>12-6-5</u>	4-7-1	<u>2-3-0</u>	<u>17-10-4</u>	2-0-0	4-1-0
11/18	Coppin State	<u>4-4-1</u>	<u>20-2-3</u>	0-0-0	<u>10-8-0</u>	6-8-3	14-2-1	0-0-0	6-0-4	9-3-1	<u>4-4-4</u>	<u>11-10-0</u>	2-3-0	6-9-1
11/24	vs. Washington State #	<u>9-1-10</u>	<u>14-2-0</u>	0-0-1	<u>9-7-0</u>	0-2-0	18-1-3	DNP	0-0-0	2-3-0	<u>11-2-1</u>	<u>9-6-0</u>	0-0-0	2-3-0
11/25	vs. Santa Clara #	<u>12-5-6</u>	<u>26-7-0</u>	DNP	<u>12-13-0</u>	0-4-0	8-2-0	DNP	2-0-2	3-2-0	<u>11-2-1</u>	<u>9-10-1</u>	0-0-0	2-2-0
11/27	vs. Saint Louis #	<u>0-2-1</u>	<u>11-3-2</u>	DNP	<u>4-2-0</u>	2-2-0	6-1-0	DNP	3-1-1	7-1-0	<u>14-6-1</u>	<u>14-6-0</u>	0-0-0	2-1-0
12/2	Sacramento State	<u>9-4-4</u>	<u>15-1-5</u>	2-0-1	<u>13-4-1</u>	2-1-1	**	DNP	5-5-3	8-3-1	<u>18-3-3</u>	<u>8-4-3</u>	2-1-0	0-3-0
12/8	Oral Roberts	<u>2-4-5</u>	<u>17-3-3</u>	0-0-0	<u>16-3-0</u>	8-6-1	**	0-0-0	2-0-3	5-3-1	<u>16-8-2</u>	<u>7-7-0</u>	0-0-0	0-2-0
12/10	Arkansas	<u>6-3-3</u>	<u>22-3-2</u>	0-1-0	<u>17-8-0</u>	0-2-0	**	0-0-0	3-2-2	18-5-4	<u>0-1-3</u>	<u>10-7-2</u>	2-3-0	0-0-0
12/17	vs. Houston \$	<u>10-2-8</u>	<u>31-10-0</u>	DNP	<u>10-6-2</u>	0-0-0	**	DNP	0-2-2	9-6-1	<u>14-2-0</u>	<u>5-10-0</u>	0-0-0	DNP
12/21	South Carolina State	<u>7-3-6</u>	<u>22-5-1</u>	0-1-1	<u>17-2-0</u>	5-12-0	**	2-1-0	3-2-5	3-2-1	<u>8-2-1</u>	<u>10-18-1</u>	2-2-0	4-9-0
12/29	at Cincinnati %	<u>6-5-9</u>	<u>11-6-1</u>	DNP	<u>18-9-1</u>	0-2-0	**	DNP	0-1-1	8-5-0	<u>0-2-3</u>	<u>12-12-0</u>	0-1-0	DNP
12/31	Northwestern State	<u>11-3-4</u>	<u>18-2-5</u>	0-0-0	<u>14-1-0</u>	8-5-0	**	0-0-0	2-2-6	2-1-0	<u>4-9-0</u>	<u>18-5-0</u>	4-4-2	2-1-0
1/3	at Missouri (7)	<u>4-1-7</u>	<u>11-4-0</u>	0-1-0	<u>18-6-0</u>	0-2-0	**	0-0-0	2-0-0	0-0-1	<u>8-1-3</u>	<u>6-3-1</u>	0-0-0	0-2-0
1/7	Kansas (14)	<u>4-2-5</u>	<u>14-4-0</u>	0-0-0	<u>11-7-1</u>	2-2-0	**	0-0-0	11-0-3	1-0-0	<u>9-5-1</u>	<u>9-9-0</u>	0-2-0	0-0-0
1/9	at Oklahoma State	<u>2-2-0</u>	<u>9-3-1</u>	DNP	<u>12-9-0</u>	0-0-0	**	DNP	20-10-2	0-7-0	<u>4-7-3</u>	<u>18-10-1</u>	0-0-0	0-1-0
1/14	Kansas State (18)	<u>4-3-9</u>	<u>18-6-2</u>	DNP	<u>21-3-0</u>	2-0-0	**	DNP	<u>5-3-5</u>	4-0-1	10-3-0	<u>18-6-0</u>	DNP	0-0-0
1/17	Texas Tech													
1/21	at Texas A&M													
1/24	Baylor													
1/28	at Kansas State													
2/1	at Kansas													
2/4	Iowa State													
2/6	Missouri													
2/11	at Texas Tech													
2/14	Texas													
2/18	at Iowa State													
2/22	Oklahoma State													
2/25	at Baylor													
2/29	at Texas													
3/3	Texas A&M													

Associated Press rankings in parentheses

# 76 Classic (Anaheim, Calif.)

\$ All-College Classic (Oklahoma City, Okla.)

% at U.S. Bank Arena

\*\* Left team

## MISCELLANEOUS STATS

### Dunks

Romero Osby.....	24
Cameron Clark.....	9
Andrew Fitzgerald.....	3
Tyler Neal.....	2
Steven Pledger.....	2
Casey Arent.....	1
Calvin Newell.....	1
C.J. Washington.....	1

### Charges Taken

Andrew Fitzgerald.....	7
Romero Osby.....	5
Steven Pledger.....	3
Casey Arent.....	2
Tyler Neal.....	2
Carl Blair.....	1
Cameron Clark.....	1
T.J. Franklin.....	1
Sam Grooms.....	1
C.J. Washington.....	1

# GAME-BY-GAME TEAM STATS

	FG-A	Pct.	3FG-A	Pct.	FT-A	Pct.	O/D/T	PF	A	TO	B	S	1	2	TP
Idaho State at Oklahoma	28-60 23-63	.467 .365	7-24 8-23	.292 .348	11-17 24-33	.647 .727	12/25/37 18/23/41	30 20	22 18	20 15	0 6	7 8	34 31	40 47	74 78
Coppin State at Oklahoma	20-55 36-79	.364 .456	9-33 10-24	.273 .417	16-27 10-13	.593 .769	10/17/27 28/33/61	14 21	13 18	15 15	2 5	8 5	23 42	42 50	65 92
Oklahoma # vs. Washington State #	27-60 22-52	.450 .423	9-20 7-17	.450 .412	11-18 8-11	.611 .727	13/19/32 13/22/35	14 18	14 12	11 22	3 3	7 5	38 40	36 19	74 59
Santa Clara # vs. Oklahoma #	24-68 28-60	.353 .467	14-33 5-16	.424 .313	11-13 24-32	.846 .750	12/21/33 15/34/49	24 18	17 10	9 11	2 4	4 1	19 42	54 43	73 85
Saint Louis # vs. Oklahoma #	29-48 25-60	.604 .417	9-17 3-10	.529 .300	16-20 10-15	.800 .667	5/24/29 15/16/31	17 22	19 5	11 12	1 1	1 5	39 30	44 33	83 63
Sacramento State at Oklahoma	19-43 31-54	.442 .574	6-11 11-20	.545 .550	9-14 9-12	.643 .750	7/16/23 9/20/29	14 11	13 22	22 12	1 6	7 16	25 45	28 37	53 82
Oral Roberts at Oklahoma	22-60 27-54	.367 .500	1-15 3-7	.067 .429	14-19 16-20	.737 .800	16/15/31 14/24/38	18 19	11 15	12 15	3 3	9 7	24 34	35 39	59 73
Arkansas at Oklahoma	20-58 26-50	.345 .520	7-27 8-16	.259 .500	16-20 18-23	.800 .783	12/14/26 11/27/38	20 16	11 16	13 17	5 4	7 6	15 37	38 41	63 78
Houston \$ vs. Oklahoma \$	30-68 27-64	.441 .422	9-25 6-10	.360 .600	5-7 19-24	.714 .792	18/19/37 19/21/40	21 12	14 13	13 9	2 2	2 7	37 40	37 39	74 79
South Carolina State at Oklahoma	20-59 32-81	.339 .395	2-16 6-21	.125 .286	6-17 13-20	.353 .650	8/28/36 26/37/63	18 16	10 16	15 8	5 5	6 8	39 24	44 24	83 48
Oklahoma % at Cincinnati %	23-60 17-61	.383 .279	5-16 7-30	.313 .233	4-9 15-20	.444 .750	14/32/46 13/24/37	17 15	15 11	17 8	2 3	4 8	24 19	31 37	55 56
Northwestern State at Oklahoma	22-60 31-55	.367 .564	6-24 3-5	.250 .600	13-19 18-22	.684 .818	13/17/30 11/27/38	19 18	11 17	18 18	3 7	7 5	29 40	34 43	63 83
Oklahoma at Missouri (7)	18-54 32-54	.333 .593	3-11 12-21	.273 .571	10-10 11-14	1.000 .786	7/16/23 9/29/38	15 13	12 17	8 9	2 5	3 4	25 43	24 44	49 87
Kansas (14) at Oklahoma	29-58 19-50	.500 .380	4-19 3-9	.211 .333	10-14 20-28	.714 .714	13/21/34 15/19/34	23 13	17 10	13 17	4 3	14 7	33 34	39 27	72 61
Oklahoma at Oklahoma State	24-74 22-57	.324 .386	4-17 5-20	.235 .250	13-20 23-30	.650 .767	22/28/50 12/32/44	23 18	7 13	10 13	1 2	9 2	22 35	43 37	65 72
Kansas State (18) at Oklahoma	25-64 28-51	.391 .549	10-30 4-9	.333 .444	13-18 22-26	.722 .846	24/20/44 6/18/24	20 16	16 17	19 13	3 2	6 12	29 38	44 44	73 82
Texas Tech at Oklahoma															
Oklahoma at Texas A&M															
Baylor at Oklahoma															
Oklahoma at Kansas State															
Oklahoma at Kansas															
Iowa State at Oklahoma															
Missouri at Oklahoma															
Oklahoma at Texas Tech															
Texas at Oklahoma															
Oklahoma at Iowa State															
Oklahoma State at Oklahoma															
Oklahoma at Baylor															
Oklahoma at Texas															
Texas A&M at Oklahoma															

Associated Press rankings in parentheses

# 76 Classic (Anaheim, Calif.)

\$ All-College Classic (Oklahoma City, Okla.)

% at U.S. Bank Arena

# INDIVIDUAL HIGHS

## OKLAHOMA HIGHS

<b>Points</b>	31, Steven Pledger vs. Houston (12/17)
<b>Field Goals</b>	10, Steven Pledger vs. Houston (12/17) 10, Steven Pledger vs. Santa Clara (11/25)
<b>Field Goal Attempts</b>	17, Romero Osby vs. Oklahoma State (1/9) 17, Andrew Fitzgerald vs. Oral Roberts (12/8)
<b>Field Goal Pct.</b> (min. 7 made)	.900 (9-for-10), Andrew Fitzgerald vs. Kansas State (1/14)
<b>3-Point Field Goals</b>	4, Steven Pledger vs. Houston (12/17) 4, Tyler Neal vs. Arkansas (12/10) 4, Steven Pledger vs. Santa Clara (11/25) 4, Calvin Newell vs. Washington State (11/24) 4, Calvin Newell vs. Idaho State (11/11)
<b>3-Point Field Goal Attempts</b>	11, Calvin Newell vs. Idaho State (11/11)
<b>3-Point Field Goal Pct.</b> (min. 4 made)	.800 (4-for-5), Steven Pledger vs. Houston (12/17)
<b>Free Throws</b>	8, Sam Grooms vs. Santa Clara (11/25)
<b>Free Throw Attempts</b>	12, Sam Grooms vs. Santa Clara (11/25)
<b>Free Throw Pct.</b>	1.000 (7-for-7), Steven Pledger vs. Houston (12/17)
<b>Rebounds</b>	18, Romero Osby vs. South Carolina State (12/21)
<b>Assists</b>	10, Sam Grooms vs. Washington State (11/24)
<b>Turnovers</b>	6, Steven Pledger vs. Cincinnati (12/29)
<b>Blocked Shots</b>	3, C.J. Washington vs. Northwestern State (12/31) 3, Cameron Clark vs. Sacramento State (12/2)
<b>Steals</b>	5, Carl Blair vs. Oklahoma State (1/9)

## OPPONENT HIGHS

<b>Points</b>	28, Travis Releford, Kansas (1/7)
<b>Field Goals</b>	9, Travis Releford, Kansas (1/7) 9, BJ Young, Arkansas (12/10) 9, Brian Conklin, Saint Louis (11/27)
<b>Field Goal Attempts</b>	19, Kevin Foster, Santa Clara (11/25)
<b>Field Goal Pct.</b> (min. 7 made)	.818 (9-for-11), Brian Conklin, Saint Louis (11/27)
<b>3-Point Field Goals</b>	7, Evan Rocquemoire, Santa Clara (11/25)
<b>3-Point Field Goal Attempts</b>	12, Will Spradling, Kansas State (1/14)
<b>3-Point Field Goal Pct.</b> (min. 4 made)	.800 (4-for-5), Cody Ellis, Saint Louis (11/27)
<b>Free Throws</b>	9, Brian Williams, Oklahoma State (1/9)
<b>Free Throw Attempts</b>	11, Brian Williams, Oklahoma State (1/9)
<b>Free Throw Pct.</b>	1.000 (7-for-7), Brian Conklin, Saint Louis (11/27)
<b>Rebounds</b>	11, Jamar Samuels, Kansas State (1/14)
<b>Assists</b>	10, Evan Rocquemoire, Santa Clara (11/25)
<b>Turnovers</b>	7, Dylan Garrity, Sacramento State (12/2)
<b>Blocked Shots</b>	4, Omar Sanders, South Carolina State (12/21) 4, Hunter Mickelson, Arkansas (12/10)
<b>Steals</b>	3, seven players

## OKLAHOMA'S TOP INDIVIDUAL PERFORMANCES

### POINTS

31.....	Steven Pledger vs. Houston (12/17)
26.....	Steven Pledger vs. Santa Clara (11/25)
22.....	Steven Pledger vs. South Carolina State (12/21)
22.....	Steven Pledger vs. Arkansas (12/10)
20.....	Carl Blair vs. Oklahoma State (1/9)
21.....	Andrew Fitzgerald vs. Kansas State (1/14)
20.....	Steven Pledger vs. Coppin State (11/18)
19.....	Calvin Newell vs. Idaho State (11/11)

### REBOUNDS

18.....	Romero Osby vs. South Carolina State (12/21)
13.....	Andrew Fitzgerald vs. Santa Clara (11/25)
12.....	Romero Osby vs. Cincinnati (12/29)
12.....	C.J. Washington vs. South Carolina State (12/21)
10.....	Carl Blair vs. Oklahoma State (1/9)
10.....	Romero Osby vs. Oklahoma State (1/9)
10.....	Romero Osby vs. Houston (12/17)
10.....	Steven Pledger vs. Houston (12/17)
10.....	Romero Osby vs. Santa Clara (11/25)
10.....	Romero Osby vs. Coppin State (11/18)
10.....	Romero Osby vs. Idaho State (11/11)

### ASSISTS

10.....	Sam Grooms vs. Washington State (11/24)
9.....	Sam Grooms vs. Kansas State (1/14)
9.....	Sam Grooms vs. Cincinnati (12/29)
8.....	Sam Grooms vs. Houston (12/17)
8.....	Sam Grooms vs. Idaho State (11/11)
7.....	Sam Grooms vs. Missouri (1/3)

### BLOCKED SHOTS

3.....	C.J. Washington vs. Northwestern State (12/31)
3.....	Cameron Clark vs. Sacramento State (12/2)

### STEALS

5.....	Carl Blair vs. Oklahoma State (1/9)
3.....	seven times

### 3-POINT FIELD GOALS

4.....	Steven Pledger vs. South Carolina State (12/21)
4.....	Steven Pledger vs. Houston (12/17)
4.....	Tyler Neal vs. Arkansas (12/10)
4.....	Steven Pledger vs. Santa Clara (11/25)
4.....	Calvin Newell vs. Washington State (11/24)
4.....	Calvin Newell vs. Idaho State (11/11)

# SATURDAY vs. KANSAS STATE

## Official Basketball Box Score -- Game Totals -- Final Statistics

### Kansas State vs Oklahoma

01/14/12 12:47 p.m. at Norman, Okla. (Lloyd Noble Center)

#### Kansas State 73 • 12-4, 1-3

##	Player		Total			3-Ptr			Rebounds			PF	TP	A	TO	Blk	Stl	Min
			FG-FGA	FG-FGA	FT-FTA	FG-FGA	FG-FGA	FT-FTA	Off	Def	Tot							
32	Samuels, Jamar	f	4-7	0-0	1-2				6	5	11	4	9	0	3	1	0	29
21	Henriquez, Jordan	c	0-0	0-0	1-3				0	0	0	1	1	0	3	1	0	8
03	Irving, Martavious	g	0-3	0-1	0-0				0	1	1	1	0	0	1	0	1	15
22	McGruder, Rodney	g	6-16	4-7	3-4				7	3	10	3	19	4	2	0	2	39
55	Spradling, Will	g	4-15	3-12	0-0				0	1	1	5	11	4	4	0	1	32
01	Southwell, Shane		2-7	0-3	2-2				1	1	2	0	6	3	2	0	1	30
10	Ojeleye, Victor		0-0	0-0	0-0				1	1	2	1	0	0	2	0	0	3
11	Williams, Nino		3-6	1-3	5-6				5	4	9	3	12	1	1	0	1	15
24	Jones, Jeremy		5-7	2-4	0-0				0	2	2	0	12	2	0	1	0	14
42	Gipson, Thomas		1-3	0-0	1-1				1	0	1	2	3	2	0	0	0	15
Team									3	2	5				1			
Totals			25-64	10-30	13-18				24	20	44	20	73	16	19	3	6	200

FG % 1st Half: 11-33 33.3% 2nd half: 14-31 45.2% Game: 25-64 39.1%  
 3FG % 1st Half: 3-13 23.1% 2nd half: 7-17 41.2% Game: 10-30 33.3%  
 FT % 1st Half: 4-5 80.0% 2nd half: 9-13 69.2% Game: 13-18 72.2%

Deadball  
Rebounds  
2

#### Oklahoma 82 • 11-5, 1-3

##	Player		Total			3-Ptr			Rebounds			PF	TP	A	TO	Blk	Stl	Min
			FG-FGA	FG-FGA	FT-FTA	FG-FGA	FG-FGA	FT-FTA	Off	Def	Tot							
04	Fitzgerald, Andrew	f	9-10	0-0	3-4				2	1	3	4	21	0	2	1	2	35
24	Osby, Romero	f	6-8	0-1	6-6				2	4	6	4	18	0	3	0	1	28
01	Grooms, Sam	g	1-4	0-0	2-2				1	2	3	3	4	9	3	1	2	36
02	Pledger, Steven	g	5-13	2-3	6-6				1	5	6	0	18	2	1	0	0	35
14	Blair, Carl	g	1-8	1-4	2-4				0	3	3	2	5	5	0	0	3	30
05	Washington, C.J.		1-1	0-0	0-0				0	0	0	2	2	0	0	0	1	11
15	Neal, Tyler		1-1	1-1	1-2				0	0	0	1	4	1	2	0	0	6
21	Clark, Cameron		4-6	0-0	2-2				0	3	3	0	10	0	2	0	2	14
32	Arent, Casey		0-0	0-0	0-0				0	0	0	0	0	0	0	0	1	5
Team									0	0	0							
Totals			28-51	4-9	22-26				6	18	24	16	82	17	13	2	12	200

FG % 1st Half: 14-31 45.2% 2nd half: 14-20 70.0% Game: 28-51 54.9%  
 3FG % 1st Half: 2-6 33.3% 2nd half: 2-3 66.7% Game: 4-9 44.4%  
 FT % 1st Half: 8-9 88.9% 2nd half: 14-17 82.4% Game: 22-26 84.6%

Deadball  
Rebounds  
1

Officials: David Hall, Rick Crawford, Ted Hillary

Technical fouls: Kansas State-None. Oklahoma-None.

Attendance: 8812

Estimated Attendance: 6473

Score by periods	1st	2nd	Total
Kansas State	29	44	73
Oklahoma	38	44	82

Points	In Paint	Off T/O	2nd Chance	Fast Break	Bench
KS	20	20	25	4	33
OU	20	30	5	6	16

Last FG - KS 2nd-00:57, OU 2nd-02:35.  
 Largest lead - KS None, OU by 18 2nd-08:28.

Score tied - 0 times.  
 Lead changed - 0 times.



# LAST YEAR vs. TEXAS TECH

## Official Basketball Box Score -- Game Totals -- Final Statistics Texas Tech vs Oklahoma 01/18/11 7 p.m. CT at Norman, Okla. (Lloyd Noble Center)

Texas Tech 74 • 8-11, 0-4

#	Player	Total		3-Ptr		Rebounds			PF	TP	A TO Blk			Stl	Min.
		FG-FGA	FG-FGA	FT-FTA	Off Def Tot	PF	TP	A TO Blk							
01	Reese, Brad	f	4-9	2-3	5-5	3 4 7	4	15	4	4	0 0 1	33			
15	Lewandowski, Robert	f	2-3	0-0	2-2	0 0 0	3	6	0	3	0 0 0	18			
32	Singletary, Mike	f	3-10	0-0	4-6	3 3 6	5	10	0	5	0 0 1	37			
05	Roberts, D'wain	g	3-7	0-0	2-2	3 3 6	5	8	0	0	0 0 1	19			
21	Roberson, John	g	6-15	4-9	5-7	0 4 4	1	21	2	3	1 1 1	37			
02	Davis, Mike		2-8	0-0	2-2	2 3 5	5	6	2	3	0 0 2	20			
03	Willis, Javarez		1-2	1-1	0-0	0 0 0	2	3	3	0 0 0	10				
10	Dunn, Wally		0-0	0-0	0-0	0 0 0	0	0	0	0 0 0	0	0+			
25	Tairu, David		0-0	0-0	0-0	0 0 0	0	0	0	0 0 0	0	0+			
30	Crockett, Jaye		2-5	0-0	1-2	1 2 3	1	5	0	1	2 1 1	18			
31	Cooper, Paul		0-0	0-0	0-0	0 0 0	3	0	0	1 0 0	0	8			
Team					4 2 6										
Totals			23-59	7-13	21-26	16 21 37	29	74	11	20	3 7	200			

FG % 1st Half: 9-26 34.6% 2nd half: 14-33 42.4% Game: 23-59 39.0%  
 3FG % 1st Half: 1-4 25.0% 2nd half: 6-9 66.7% Game: 7-13 53.8%  
 FT % 1st Half: 5-6 83.3% 2nd half: 16-20 80.0% Game: 21-26 80.8%

Deadball  
Rebounds  
2

Oklahoma 83 • 9-9, 1-3

#	Player	Total		3-Ptr		Rebounds			PF	TP	A TO Blk			Stl	Min.
		FG-FGA	FG-FGA	FT-FTA	Off Def Tot	PF	TP	A TO Blk							
04	Fitzgerald, Andrew	f	7-12	0-0	6-6	2 3 5	3	20	2	1	3 3	37			
02	Pledger, Steven	g	4-9	2-6	4-4	0 2 2	3	14	3	2	2 1	36			
14	Blair, Carl	g	1-3	0-2	9-11	0 2 2	5	11	5	5	0 3	29			
21	Clark, Cameron	g	5-11	0-1	1-2	3 3 6	3	11	1	0	0 0	38			
34	Davis, Cade	g	7-12	4-8	7-8	1 6 7	4	25	1	4	0 1	32			
05	Washington, C.J.		0-1	0-0	0-1	1 3 4	0	0	0	1 1	0 0	9			
11	Newell, Calvin		0-2	0-2	0-0	0 3 3	3	0	2	2	1 1	12			
15	Neal, Tyler		0-0	0-0	2-2	0 1 1	0	2	0	1	0 1	7			
Team					1 0 1			1							
Totals			24-50	6-19	29-34	8 23 31	21	83	14	17	7 10	200			

FG % 1st Half: 10-25 40.0% 2nd half: 14-25 56.0% Game: 24-50 48.0%  
 3FG % 1st Half: 1-8 12.5% 2nd half: 5-11 45.5% Game: 6-19 31.6%  
 FT % 1st Half: 10-12 83.3% 2nd half: 19-22 86.4% Game: 29-34 85.3%

Deadball  
Rebounds  
2

Officials: John Higgins, Darron George, Antonio Petty  
 Technical fouls: Texas Tech-None. Oklahoma-None.  
 Attendance: 9240  
 Estimated Attendance: 5996

Score by periods	1st	2nd	Total
Texas Tech	24	50	74
Oklahoma	31	52	83

Last FG - TTMBB10 2nd-00:14, OU 2nd-02:45.  
 Largest lead - TTMBB10 by 6 1st-12:52, OU by 14 2nd-09:09.

Points	In	Off	2nd	Fast	Bench
TTMBB10	Paint	T/O	Chance	Break	
OU	24	10	21	2	14
	14	18	6	5	2

Score tied - 3 times.  
 Lead changed - 5 times.

## Official Basketball Box Score -- Game Totals -- Final Statistics Oklahoma vs Texas Tech 03/02/11 6:30 p.m. CT at Lubbock, Texas (United Spirit Arena)

Oklahoma 58 • 12-17, 4-11

#	Player	Total		3-Ptr		Rebounds			PF	TP	A TO Blk			Stl	Min.
		FG-FGA	FG-FGA	FT-FTA	Off Def Tot	PF	TP	A TO Blk							
04	Fitzgerald, Andrew	f	3-11	0-0	1-2	5 2 7	3	7	0	3	1 1	23			
15	Neal, Tyler	f	1-5	0-3	2-4	1 5 6	4	4	1	0	1 0	24			
14	Blair, Carl	g	1-8	0-2	3-4	0 7 7	3	5	4	1	1 2	34			
21	Clark, Cameron	g	0-6	0-1	0-0	2 3 5	1	0	0	3	1 0	25			
34	Davis, Cade	g	9-17	2-6	1-4	3 0 3	3	21	0	3	1 1	31			
02	Pledger, Steven		2-7	1-4	2-2	0 1 1	4	7	1	0	0 3	18			
03	Franklin, T.J.		0-0	0-0	1-2	0 0 0	1	1	0	0	0 0	3			
05	Washington, C.J.		2-3	0-0	0-0	2 4 6	2	4	0	0	0 0	25			
11	Newell, Calvin		3-6	1-2	2-5	0 0 0	0	9	0	2	0 1	12			
31	Honore, Barry		0-1	0-0	0-0	0 0 0	0	0	0	0	0 0	5			
Team					2 0 2										
Totals			21-64	4-18	12-23	15 22 37	21	58	6	12	5 8	200			

FG % 1st Half: 8-29 27.6% 2nd half: 13-35 37.1% Game: 21-64 32.8%  
 3FG % 1st Half: 2-9 22.2% 2nd half: 2-9 22.2% Game: 4-18 22.2%  
 FT % 1st Half: 2-4 50.0% 2nd half: 10-19 52.6% Game: 12-23 52.2%

Deadball  
Rebounds  
6

Texas Tech 84 • 13-17, 5-10

#	Player	Total		3-Ptr		Rebounds			PF	TP	A TO Blk			Stl	Min.
		FG-FGA	FG-FGA	FT-FTA	Off Def Tot	PF	TP	A TO Blk							
01	Reese, Brad	f	4-9	3-5	1-2	3 4 7	3	12	2	2	1 0	30			
05	Roberts, D'wain	f	4-9	0-0	0-1	5 3 8	3	8	1	1	2 2	34			
32	Singletary, Mike	f	4-9	1-2	8-10	3 7 10	3	17	3	3	0 0	27			
10	Dunn, Wally	g	5-7	3-4	2-2	1 1 2	3	15	0	1	0 1	17			
21	Roberson, John	g	2-9	1-6	0-0	0 2 2	2	5	7	5	0 0	32			
03	Willis, Javarez		1-2	1-1	0-0	0 2 2	1	3	2	1	0 0	8			
13	Outler, Jamel		0-0	0-0	0-0	0 0 0	0	0	0	0	0 0	2			
15	Lewandowski, Robert		2-5	0-0	0-0	1 5 6	0	4	1	0	1 1	12			
25	Tairu, David		4-7	1-2	8-8	0 4 4	0	17	1	1	0 1	26			
30	Crockett, Jaye		1-1	1-1	0-0	0 2 2	1	3	0	0	0 0	2			
31	Cooper, Paul		0-1	0-0	0-0	0 1 1	1	0	1	1	0 1	8			
33	Jones, Zach		0-0	0-0	0-0	0 0 0	0	0	1	0	0 0	2			
Team					0 2 2			1							
Totals			27-59	11-21	19-23	13 33 46	17	84	19	16	4 8	200			

FG % 1st Half: 14-32 43.8% 2nd half: 13-27 48.1% Game: 27-59 45.8%  
 3FG % 1st Half: 4-9 44.4% 2nd half: 7-12 58.3% Game: 11-21 52.4%  
 FT % 1st Half: 8-11 72.7% 2nd half: 11-12 91.7% Game: 19-23 82.6%

Deadball  
Rebounds  
1

Officials: Rick Crawford, Ted Hillary, Mike Thibodeaux  
 Technical fouls: Oklahoma-None. Texas Tech-None.  
 Attendance: 8032

Score by periods	1st	2nd	Total
Oklahoma	20	38	58
Texas Tech	40	44	84

Points	In	Off	2nd	Fast	Bench
OU	Paint	T/O	Chance	Break	
OU	24	11	9	0	21
TT	22	21	11	5	27

Last FG - OU 2nd-00:04, TT 2nd-00:48.  
 Largest lead - OU None, TT by 29 2nd-00:48.

Score tied - 0 times.  
 Lead changed - 0 times.

#	Player	gp-gs	min	avg	Total		3-Point		F-Throw		Rebounds				pts	avg
					fg-fga	fg%	3fg-fga	3fg%	ft-fga	ft%	off	def	tot	avg		
34	Davis, Cade	2-2	63	31.5	16-29	.552	6-14	.429	8-12	.667	4	6	10	5.0	46	23.0
04	Fitzgerald, Andrew	2-2	60	30.0	10-23	.435	0-0	.000	7-8	.875	7	5	12	6.0	27	13.5
02	Pledger, Steven	2-1	54	27.0	6-16	.375	3-10	.300	6-6	1.000	0	3	3	1.5	21	10.5
14	Blair, Carl	2-2	63	31.5	2-11	.182	0-4	.000	12-15	.800	0	9	9	4.5	16	8.0
21	Clark, Cameron	2-2	63	31.5	5-17	.294	0-2	.000	1-2	.500	5	6	11	5.5	11	5.5
11	Newell, Calvin	2-0	24	12.0	3-8	.375	1-4	.250	2-5	.400	0	3	3	1.5	9	4.5
15	Neal, Tyler	2-1	31	15.5	1-5	.200	0-3	.000	4-6	.667	1	6	7	3.5	6	3.0
05	Washington, C.J.	2-0	34	17.0	2-4	.500	0-0	.000	0-1	.000	3	7	10	5.0	4	2.0
03	Franklin, T.J.	1-0	3	3.0	0-0	.000	0-0	.000	1-2	.500	0	0	0	0.0	1	1.0
31	Honore, Barry	1-0	5	5.0	0-1	.000	0-0	.000	0-0	.000	0	0	0	0.0	0	0.0
Team											3	0	3		1	
Total.....		2	400		45-114	.395	10-37	.270	41-57	.719	23	45	68	34.0	141	70.5
Opponents.....		2	400		50-118	.424	18-34	.529	40-49	.816	29	54	83	41.5	158	79.0



# 1 SAM GROOMS

6-1, 203, JUNIOR, GUARD  
GREENSBORO, N.C.  
(CHIPOLA JUNIOR COLLEGE [FLA.])

PTS	REB	AST	MIN
6.3	3.1	5.4	29.2

## GROOMS GAME BY GAME IN 2011-12

Date	Opponent	MIN	FG	3FG	FT	O-D-T	PF	A	TO	B	S	TP
N11	Idaho State	*37	2-10	0-2	7-8	3-3-6	3	8	2	0	2	11
N18	Coppin State	*23	1-6	0-3	2-4	2-2-4	2	1	3	0	0	4
N24	vs. Washington State	*33	3-6	1-1	2-4	1-0-1	2	10	1	0	1	9
N25	vs. Santa Clara	*27	2-6	0-3	8-12	0-5-5	1	6	1	0	0	12
N27	vs. Saint Louis	*24	0-1	0-0	0-0	0-2-2	4	1	2	0	0	0
D2	Sacramento State	*28	3-5	2-2	1-2	0-4-4	0	4	1	0	3	9
D8	Oral Roberts	*29	0-3	0-1	2-2	0-4-4	2	5	4	0	2	2
D10	Arkansas	*34	2-5	1-2	1-2	0-3-3	0	3	3	0	1	6
D17	vs. Houston	*38	3-8	1-1	3-4	0-2-2	0	8	0	0	0	10
D21	South Carolina State	*18	2-6	1-5	2-2	0-3-3	3	6	1	0	1	7
D29	at Cincinnati	*32	3-10	0-2	0-1	1-4-5	2	9	5	0	1	6
D31	Northwestern State	*23	5-7	0-0	1-1	0-3-3	1	4	3	0	1	11
J3	at Missouri (7)	*29	2-6	0-2	0-0	0-1-1	3	7	2	0	1	4
J7	Kansas (14)	*32	2-4	0-0	0-2	1-1-2	1	5	1	0	1	4
J9	at Oklahoma State	*24	1-7	0-2	0-0	1-1-2	1	0	3	0	0	2
J14	Kansas State (18)	*36	1-4	0-0	2-2	1-2-3	3	9	3	1	2	4
J17	Texas Tech											
J21	at Texas A&M											
J24	Baylor											
J28	at Kansas State											
F1	at Kansas											
F4	Iowa State											
F6	Missouri											
F11	at Texas Tech											
F14	Texas											
F18	at Iowa State											
F22	Oklahoma State											
F25	at Baylor											
F29	at Texas											
M3	Texas A&M											

\* Starter

## GROOMS' CAREER HIGHS

Points	12 vs. Santa Clara (11/25/11)
Field Goals	3 (three times)
Field Goal Attempts	10 (twice)
3-Point Field Goals	2 vs. Sacramento State (12/2/11)
3-Point Field Goal Attempts	3 (twice)
Free Throws Made	8 vs. Santa Clara (11/25/11)
Free Throw Attempts	12 vs. Santa Clara (11/25/11)
Rebounds	6 vs. Idaho State (11/11/11)
Assists	10 vs. Washington State (11/24/11)
Blocked Shots	None
Steals	3 vs. Sacramento State (12/2/11)
Minutes Played	38 vs. Houston (12/17/11)



# 2 STEVEN PLEDGER

6-4, 222, JUNIOR, GUARD  
CHESAPEAKE, VA.  
(ATLANTIC SHORES CHRISTIAN SCHOOL)

PTS	REB	3FG%	MIN
17.3	4.1	.459	31.8

## PLEDGER GAME BY GAME IN 2011-12

Date	Opponent	MIN	FG	3FG	FT	O-D-T	PF	A	TO	B	S	TP
N11	Idaho State											DNP
N18	Coppin State	*20	8-14	3-8	1-1	1-1-2	3	3	0	0	0	20
N24	vs. Washington State	*25	4-8	3-6	3-3	1-1-2	3	0	1	0	3	14
N25	vs. Santa Clara	*31	10-15	4-8	2-4	3-4-7	1	0	1	0	0	26
N27	vs. Saint Louis	*35	4-13	1-4	2-3	0-3-3	4	2	2	0	1	11
D2	Sacramento State	*21	4-5	3-3	4-4	1-0-1	3	5	0	0	3	15
D8	Oral Roberts	*31	6-11	0-2	5-5	1-2-3	1	3	2	0	2	17
D10	Arkansas	*36	9-12	3-5	1-3	2-1-3	2	2	5	0	2	22
D17	vs. Houston	*37	10-13	4-5	7-7	4-6-10	1	0	1	0	2	31
D21	South Carolina State	*30	6-15	4-10	6-6	2-3-5	1	1	0	1	0	22
D29	at Cincinnati	*38	4-12	3-8	0-0	3-3-6	3	1	6	0	0	11
D31	Northwestern State	*33	6-11	3-5	3-4	1-1-2	0	5	2	1	0	18
J3	at Missouri (7)	*34	3-10	3-6	2-2	2-2-4	2	0	1	1	1	11
J7	Kansas (14)	*34	4-12	2-7	4-4	1-3-4	4	0	3	0	2	14
J9	at Oklahoma State	*37	3-13	1-5	2-2	0-3-3	5	1	0	0	0	9
J14	Kansas State (18)	*35	5-13	2-3	6-6	1-5-6	0	2	1	0	0	18
J17	Texas Tech											
J21	at Texas A&M											
J24	Baylor											
J28	at Kansas State											
F1	at Kansas											
F4	Iowa State											
F6	Missouri											
F11	at Texas Tech											
F14	Texas											
F18	at Iowa State											
F22	Oklahoma State											
F25	at Baylor											
F29	at Texas											
M3	Texas A&M											

\* Starter

## PLEDGER'S CAREER HIGHS

Points	38 vs. Iowa State (1/29/11)
Field Goals	12 vs. Iowa State (1/29/11)
Field Goal Attempts	20 vs. Iowa State (1/29/11)
3-Point Field Goals	7 vs. Iowa State (1/29/11)
3-Point Field Goal Attempts	14 vs. Houston (11/26/09)
Free Throws Made	7 vs. Iowa State (1/29/11)
Free Throw Attempts	8 (twice)
Rebounds	10 vs. Houston (12/17/11)
Assists	6 (twice)
Blocked Shots	2 (twice)
Steals	3 (six times)
Minutes Played	44 vs. Iowa State (1/29/11)



# 3 T.J. FRANKLIN

5-11, 175, SENIOR, GUARD  
FORT WORTH, TEXAS  
(NORTH CROWLEY HS)

PTS	REB	AST	MIN
0.2	0.4	0.2	2.9

## FRANKLIN GAME BY GAME IN 2011-12

Date	Opponent	MIN	FG	3FG	FT	O-D-T	PF	A	TO	B	S	TP
N11	Idaho State	+0	0-0	0-0	0-0	0-0-0	0	0	0	0	0	0
N18	Coppin State	7	0-0	0-0	0-0	0-0-0	2	0	1	0	1	0
N24	vs. Washington State	1	0-1	0-0	0-0	0-1-1	0	0	0	0	0	0
N25	vs. Santa Clara					DNP						
N27	vs. Saint Louis					DNP						
D2	Sacramento State	9	1-3	0-2	0-0	0-0-0	0	1	1	0	1	2
D8	Oral Roberts	0+	0-0	0-0	0-0	0-0-0	0	0	0	0	0	0
D10	Arkansas	1	0-0	0-0	0-0	0-1-1	0	0	0	0	0	0
D17	vs. Houston					DNP						
D21	South Carolina State	6	0-2	0-0	0-0	1-0-1	1	1	1	0	0	0
D29	at Cincinnati					DNP						
D31	Northwestern State	1	0-1	0-0	0-0	0-0-0	0	0	1	0	0	0
J3	at Missouri (7)	2	0-1	0-0	0-0	0-1-0	0	0	0	0	0	0
J7	Kansas (14)	2	0-0	0-0	0-0	0-0-0	0	0	0	0	0	0
J9	at Oklahoma State					DNP						
J14	Kansas State (18)					DNP						
J17	Texas Tech											
J21	at Texas A&M											
J24	Baylor											
J28	at Kansas State											
F1	at Kansas											
F4	Iowa State											
F6	Missouri											
F11	at Texas Tech											
F14	Texas											
F18	at Iowa State											
F22	Oklahoma State											
F25	at Baylor											
F29	at Texas											
M3	Texas A&M											

\* Starter

## FRANKLIN'S CAREER HIGHS

Points	3 vs. Texas Southern (11/18/10)
Field Goals	1 (twice)
Field Goal Attempts	3 vs. Sacramento State (12/2/11)
3-Point Field Goals	None
3-Point Field Goal Attempts	2 vs. Sacramento State (12/2/11)
Free Throws Made	2 vs. Mount St. Mary's (11/14/09)
Free Throw Attempts	4 (twice)
Rebounds	2 (twice)
Assists	2 (three times)
Blocked Shots	None
Steals	1 (twice)
Minutes Played	9 vs. Sacramento State (12/2/11)



# 4 ANDREW FITZGERALD

6-8, 247, JUNIOR, FORWARD  
BALTIMORE, MD.  
(BREWSTER ACADEMY [N.H.])

PTS	REB	FG%	MIN
13.1	5.6	.494	26.0

## FITZGERALD GAME BY GAME IN 2011-12

Date	Opponent	MIN	FG	3FG	FT	O-D-T	PF	A	TO	B	S	TP
N11	Idaho State	*23	2-7	0-0	3-3	0-1-1	3	0	0	2	0	7
N18	Coppin State	*19	4-11	0-0	2-2	5-3-8	2	0	1	0	1	10
N24	vs. Washington State	*30	4-9	0-0	1-4	2-5-7	2	0	2	1	0	9
N25	vs. Santa Clara	*30	4-7	0-0	4-4	5-8-13	3	0	0	2	0	12
N27	vs. Saint Louis	*17	2-6	0-0	0-0	0-2-2	4	0	1	0	1	4
D2	Sacramento State	*22	6-8	0-0	1-2	1-3-4	2	1	1	0	3	13
D8	Oral Roberts	*31	8-17	0-0	0-0	1-2-3	3	0	1	1	1	16
D10	Arkansas	*23	7-11	0-0	3-4	4-4-8	4	0	1	1	0	17
D17	vs. Houston	*35	4-16	0-0	2-4	5-1-6	2	2	1	0	1	10
D21	South Carolina State	*22	8-11	0-0	1-2	1-1-2	2	0	0	0	0	17
D29	at Cincinnati	*29	7-13	0-0	4-7	5-4-9	2	1	1	2	1	18
D31	Northwestern State	*17	5-9	0-0	4-4	1-0-1	4	0	2	0	0	14
J3	at Missouri (7)	*32	8-15	0-0	2-2	1-5-6	2	0	2	0	0	18
J7	Kansas (14)	*26	5-16	0-0	1-2	4-3-7	4	1	2	0	1	11
J9	at Oklahoma State	*25	4-10	0-0	4-6	5-4-9	4	0	0	0	0	12
J14	Kansas State (18)	*35	9-10	0-0	3-4	2-1-3	4	0	2	1	2	21
J17	Texas Tech											
J21	at Texas A&M											
J24	Baylor											
J28	at Kansas State											
F1	at Kansas											
F4	Iowa State											
F6	Missouri											
F11	at Texas Tech											
F14	Texas											
F18	at Iowa State											
F22	Oklahoma State											
F25	at Baylor											
F29	at Texas											
M3	Texas A&M											

\* Starter

## FITZGERALD'S CAREER HIGHS

Points	22 (three times)
Field Goals	9 vs. Kansas State (1/14/12)
Field Goal Attempts	17 (twice)
3-Point Field Goals	None
3-Point Field Goal Attempts	None
Free Throws Made	6 (five times)
Free Throw Attempts	8 vs. Texas A&M (3/6/10)
Rebounds	13 (twice)
Assists	3 vs. Baylor (2/27/10)
Blocked Shots	3 vs. Texas Tech (1/18/11)
Steals	5 vs. North Carolina Central (11/15/10)
Minutes Played	39 (twice)



# 5 C.J. WASHINGTON

6-7, 230, SENIOR, FORWARD  
STRINGTOWN, OKLA.  
(CONNORS STATE COLLEGE)

PTS	REB	AST	MIN
2.3	3.2	0.3	10.1


## WASHINGTON GAME BY GAME IN 2011-12

Date	Opponent	MIN	FG	3FG	FT	O-D-T	PF	A	TO	B	S	TP
N11	Idaho State					DNP						
N18	Coppin State	18	3-4	0-0	0-0	3-5-8	2	3	1	0	0	6
N24	vs. Washington State	3	0-2	0-0	0-0	1-1-2	0	0	0	0	0	0
N25	vs. Santa Clara	8	0-1	0-0	0-0	0-4-4	0	0	0	1	0	0
N27	vs. Saint Louis	10	1-2	0-0	0-0	0-2-2	0	0	0	0	0	2
D2	Sacramento State	17	1-1	0-0	0-0	0-1-1	2	1	1	2	0	2
D8	Oral Roberts	17	3-4	0-0	2-2	3-3-6	2	1	0	0	0	8
D10	Arkansas	3	0-2	0-0	0-0	0-2-2	0	0	1	0	0	0
D17	vs. Houston	4	0-0	0-0	0-0	0-0-0	0	0	0	0	0	0
D21	South Carolina State	13	2-6	0-0	1-2	7-5-12	2	0	0	0	0	5
D29	at Cincinnati	6	0-0	0-0	0-0	0-2-2	0	0	0	0	0	0
D31	Northwestern State	14	4-5	0-0	0-0	2-3-5	0	0	0	3	3	8
J3	at Missouri (7)	8	0-1	0-0	0-0	0-2-2	2	0	0	0	0	0
J7	Kansas (14)	17	1-2	0-0	0-2	2-0-2	1	0	1	1	0	2
J9	at Oklahoma State	2	0-1	0-0	0-0	0-0-0	0	0	0	0	0	0
J14	Kansas State (18)	11	1-1	0-0	0-0	0-0-0	2	0	0	0	1	2
J17	Texas Tech											
J21	at Texas A&M											
J24	Baylor											
J28	at Kansas State											
F1	at Kansas											
F4	Iowa State											
F6	Missouri											
F11	at Texas Tech											
F14	Texas											
F18	at Iowa State											
F22	Oklahoma State											
F25	at Baylor											
F29	at Texas											
M3	Texas A&M											

\* Starter

## WASHINGTON'S CAREER HIGHS

Points	9 (twice)
Field Goals	4 (twice)
Field Goal Attempts	6 (three times)
3-Point Field Goals	None
3-Point Field Goal Attempts	None
Free Throws Made	4 (twice)
Free Throw Attempts	6 vs. Sacramento State (12/21/10)
Rebounds	12 vs. South Carolina State (12/21/11)
Assists	3 vs. Coppin State (11/18/11)
Blocked Shots	3 (twice)
Steals	3 vs. Northwestern State (12/31/11)
Minutes Played	25 vs. Texas Tech (3/2/11)



# 13 JAMES FRASCHILLA

5-10, 142, FRESHMAN, GUARD  
DALLAS, TEXAS  
(HIGHLAND PARK HS)

PTS	REB	AST	MIN
0.3	0.1	0.0	1.3

## FRASCHILLA GAME BY GAME IN 2011-12

Date	Opponent	MIN	FG	3FG	FT	O-D-T	PF	A	TO	B	S	TP
N11	Idaho State					DNP						
N18	Coppin State	2	0-0	0-0	0-0	0-0-0	1	0	0	0	0	0
N24	vs. Washington State					DNP						
N25	vs. Santa Clara					DNP						
N27	vs. Saint Louis					DNP						
D2	Sacramento State					DNP						
D8	Oral Roberts	0+	0-0	0-0	0-0	0-0-0	0	0	0	0	0	0
D10	Arkansas	1	0-0	0-0	0-0	0-0-0	0	0	0	0	0	0
D17	vs. Houston					DNP						
D21	South Carolina State	2	1-2	0-0	0-0	1-0-1	1	0	0	0	0	2
D29	at Cincinnati					DNP						
D31	Northwestern State	1	0-0	0-0	0-0	0-0-0	0	0	0	0	0	0
J3	at Missouri (7)	2	0-0	0-0	0-0	0-0-0	0	0	0	0	0	0
J7	Kansas (14)	1	0-0	0-0	0-0	0-0-0	0	0	0	0	0	0
J9	at Oklahoma State					DNP						
J14	Kansas State (18)					DNP						
J17	Texas Tech											
J21	at Texas A&M											
J24	Baylor											
J28	at Kansas State											
F1	at Kansas											
F4	Iowa State											
F6	Missouri											
F11	at Texas Tech											
F14	Texas											
F18	at Iowa State											
F22	Oklahoma State											
F25	at Baylor											
F29	at Texas											
M3	Texas A&M											

\* Starter

## FRASCHILLA'S CAREER HIGHS

Points	2 vs. South Carolina State (12/21/11)
Field Goals	1 vs. South Carolina State (12/21/11)
Field Goal Attempts	2 vs. South Carolina State (12/21/11)
3-Point Field Goals	None
3-Point Field Goal Attempts	None
Free Throws Made	None
Free Throw Attempts	None
Rebounds	1 vs. South Carolina State (12/21/11)
Assists	None
Blocked Shots	None
Steals	None
Minutes Played	2 (three times)





# 14 CARL BLAIR

6-2, 205, JUNIOR, GUARD  
HOUSTON, TEXAS  
(UNIVERSITY OF NEW ORLEANS)

PTS	REB	AST	MIN
4.8	2.1	2.8	16.5

## BLAIR GAME BY GAME IN 2011-12


Date	Opponent	MIN	FG	3FG	FT	O-D-T	PF	A	TO	B	S	TP
N11	Idaho State	*27	3-7	3-6	3-6	0-6-6	4	5	2	0	0	12
N18	Coppin State	12	2-3	2-3	0-0	0-0-0	3	4	4	0	1	6
N24	vs. Washington State	6	0-1	0-1	0-0	0-0-0	1	0	3	0	0	0
N25	vs. Santa Clara	13	0-1	0-0	2-2	0-0-0	2	2	3	0	1	2
N27	vs. Saint Louis	17	1-4	1-2	0-0	0-1-1	0	1	4	0	2	3
D2	Sacramento State	17	1-3	1-3	2-2	3-2-5	0	3	1	0	1	5
D8	Oral Roberts	13	1-1	0-0	0-1	0-0-0	1	3	2	0	0	2
D10	Arkansas	14	0-1	0-0	3-4	0-2-2	1	2	1	0	2	3
D17	vs. Houston	13	0-1	0-0	0-0	1-1-2	1	2	1	0	1	0
D21	South Carolina State	19	1-4	1-3	0-0	1-1-2	2	5	2	0	1	3
D29	at Cincinnati	13	0-0	0-0	0-0	0-1-1	2	1	2	0	2	0
D31	Northwestern State	17	0-1	0-0	2-3	0-2-2	3	6	3	1	1	2
J3	at Missouri (7)	11	0-1	0-1	2-2	0-0-0	2	1	2	0	0	0
J7	Kansas (14)	12	2-3	1-1	6-6	0-0-0	1	3	1	0	2	11
J9	at Oklahoma State	30	6-16	2-7	6-7	3-7-10	3	2	4	0	5	20
J14	Kansas State (18)	*30	1-8	1-4	2-4	0-3-3	2	5	0	0	3	5
J17	Texas Tech											
J21	at Texas A&M											
J24	Baylor											
J28	at Kansas State											
F1	at Kansas											
F4	Iowa State											
F6	Missouri											
F11	at Texas Tech											
F14	Texas											
F18	at Iowa State											
F22	Oklahoma State											
F25	at Baylor											
F29	at Texas											
M3	Texas A&M											

\* Starter

## BLAIR'S CAREER HIGHS

Points	.....23 vs. Arkansas State (2/6/10*)
Field Goals	.....6 (five times)
Field Goal Attempts	.....16 vs. Oklahoma State (1/9/12)
3-Point Field Goals	.....3 (twice)
3-Point Field Goal Attempts	.....7 (four times)
Free Throws Made	.....9 (four times)
Free Throw Attempts	.....13 vs. Colorado (1/22/11)
Rebounds	.....11 vs. Florida International (1/2/10)
Assists	.....11 (twice)
Blocked Shots	.....1 (four times)
Steals	.....5 vs. Oklahoma State (1/9/12)
Minutes Played	.....40 (twice*)

\* At University of New Orleans



# 15 TYLER NEAL

6-7, 227, SOPHOMORE, FORWARD  
OKLAHOMA CITY, OKLA.  
(PUTNAM CITY WEST HS)

PTS	REB	3FG%	MIN
5.2	3.0	.381	16.3

## NEAL GAME BY GAME IN 2011-12

Date	Opponent	MIN	FG	3FG	FT	O-D-T	PF	A	TO	B	S	TP
N11	Idaho State	15	2-3	0-0	0-0	4-3-7	1	1	2	0	1	4
N18	Coppin State	18	3-8	3-6	0-0	1-2-3	3	1	1	0	0	9
N24	vs. Washington State	13	0-1	0-1	2-2	0-3-3	2	0	0	1	0	2
N25	vs. Santa Clara	8	1-2	1-2	0-0	0-2-2	2	0	0	0	0	3
N27	vs. Saint Louis	16	1-2	1-2	4-4	1-0-1	1	0	0	0	1	7
D2	Sacramento State	19	3-7	2-5	0-0	0-3-3	1	1	2	0	0	8
D8	Oral Roberts	19	1-1	1-1	2-2	0-3-3	1	1	2	0	2	5
D10	Arkansas	28	5-9	4-8	4-4	0-5-5	3	4	1	0	0	18
D17	vs. Houston	23	2-4	1-3	4-5	2-4-6	3	1	1	0	2	9
D21	South Carolina State	17	1-7	0-3	1-2	0-2-2	1	1	1	0	2	3
D29	at Cincinnati	21	3-8	2-6	0-1	1-4-5	5	0	1	0	0	8
D31	Northwestern State	14	1-1	0-0	0-0	0-1-1	2	0	3	0	0	2
J3	at Missouri (7)	14	0-3	0-1	0-0	0-0-0	2	1	2	0	0	0
J7	Kansas (14)	9	0-1	0-1	1-2	0-0-0	0	0	1	1	1	1
J9	at Oklahoma State	21	0-3	0-2	0-0	5-2-7	3	0	1	0	2	0
J14	Kansas State (18)	6	1-1	1-1	1-2	0-0-0	1	1	2	0	0	4
J17	Texas Tech											
J21	at Texas A&M											
J24	Baylor											
J28	at Kansas State											
F1	at Kansas											
F4	Iowa State											
F6	Missouri											
F11	at Texas Tech											
F14	Texas											
F18	at Iowa State											
F22	Oklahoma State											
F25	at Baylor											
F29	at Texas											
M3	Texas A&M											

\* Starter

## NEAL'S CAREER HIGHS

Points	.....18 vs. Arkansas (12/10/12)
Field Goals	.....5 vs. Arkansas (12/10/12)
Field Goal Attempts	.....9 vs. Arkansas (12/10/12)
3-Point Field Goals	.....4 vs. Arkansas (12/10/12)
3-Point Field Goal Attempts	.....8 vs. Arkansas (12/10/12)
Free Throws Made	.....6 vs. Virginia (11/23/10)
Free Throw Attempts	.....6 (three times)
Rebounds	.....7 (three times)
Assists	.....4 vs. Arkansas (12/10/12)
Blocked Shots	.....1 (four times)
Steals	.....2 (four times)
Minutes Played	.....28 (twice)



# 21 CAMERON CLARK

6-6, 198, SOPHOMORE, GUARD  
SHERMAN, TEXAS  
(SHERMAN HS)

PTS	REB	AST	MIN
8.3	3.8	1.6	23.9

## CLARK GAME BY GAME IN 2011-12

Date	Opponent	MIN	FG	3FG	FT	O-D-T	PF	A	TO	B	S	TP
N11	Idaho State	*22	1-10	0-3	0-2	1-2-3	2	0	1	0	2	2
N18	Coppin State	*20	2-8	0-0	0-0	1-3-4	1	4	1	2	1	4
N24	vs. Washington State	*29	5-9	0-1	1-3	1-1-2	2	1	2	0	1	11
N25	vs. Santa Clara	*26	3-10	0-0	5-6	2-0-2	3	1	2	0	0	11
N27	vs. Saint Louis	*28	7-13	0-0	0-2	3-3-6	3	1	2	1	0	14
D2	Sacramento State	*26	7-12	3-5	1-2	0-3-3	1	3	0	3	2	18
D8	Oral Roberts	*30	5-8	2-2	4-6	1-7-8	2	2	2	0	0	16
D10	Arkansas	*13	0-3	0-1	0-0	0-1-1	2	3	1	0	0	0
D17	vs. Houston	*26	6-11	0-1	2-2	0-2-2	3	0	4	0	0	14
D21	South Carolina State	*26	4-10	0-0	0-0	1-1-2	0	1	1	2	1	8
D29	at Cincinnati	*21	0-7	0-0	0-0	0-2-2	2	3	1	0	0	0
D31	Northwestern State	*30	1-5	0-0	2-2	1-8-9	3	0	3	0	0	4
J3	at Missouri (7)	*28	2-7	0-0	4-4	1-0-1	0	3	0	0	0	8
J7	Kansas (14)	*30	2-4	0-0	5-5	0-5-5	1	1	2	0	0	9
J9	at Oklahoma State	*14	2-7	0-0	0-0	1-6-7	4	3	0	0	1	4
J14	Kansas State (18)	14	4-6	0-0	2-2	0-3-3	0	0	2	0	2	10
J17	Texas Tech											
J21	at Texas A&M											
J24	Baylor											
J28	at Kansas State											
F1	at Kansas											
F4	Iowa State											
F6	Missouri											
F11	at Texas Tech											
F14	Texas											
F18	at Iowa State											
F22	Oklahoma State											
F25	at Baylor											
F29	at Texas											
M3	Texas A&M											

\* Starter

## CLARK'S CAREER HIGHS

Points	26 vs. Central Arkansas (12/30/10)
Field Goals	11 vs. Baylor (2/2/11)
Field Goal Attempts	19 vs. Baylor (2/2/11)
3-Point Field Goals	4 vs. Central Arkansas (12/30/10)
3-Point Field Goal Attempts	7 vs. Baylor (2/2/11)
Free Throws Made	6 vs. Oklahoma State (3/5/11)
Free Throw Attempts	7 vs. Oklahoma State (3/5/11)
Rebounds	11 vs. Coppin State (11/12/10)
Assists	4 (twice)
Blocked Shots	3 vs. Sacramento State (12/2/11)
Steals	3 vs. Oral Roberts (12/11/10)
Minutes Played	44 vs. Iowa State (1/29/11)



# 24 ROMERO OSBY

6-8, 232, JUNIOR, FORWARD  
MERIDIAN, MISS.  
(MISSISSIPPI STATE UNIVERSITY)

PTS	REB	FG%	MIN
11.3	8.3	.479	28.3

## OSBY GAME BY GAME IN 2011-12

Date	Opponent	MIN	FG	3FG	FT	O-D-T	PF	A	TO	B	S	TP
N11	Idaho State	*31	5-9	1-1	6-7	6-4-10	3	4	2	2	1	17
N18	Coppin State	*22	4-8	0-0	3-4	4-6-10	0	0	0	1	1	11
N24	vs. Washington State	*26	3-7	1-2	2-2	2-4-6	2	0	0	0	0	9
N25	vs. Santa Clara	*32	3-8	0-1	3-4	3-7-10	2	1	3	1	0	9
N27	vs. Saint Louis	*24	6-13	0-1	2-4	4-2-6	3	0	1	0	0	14
D2	Sacramento State	*23	4-5	0-0	0-0	2-2-4	0	3	1	0	1	8
D8	Oral Roberts	*21	3-4	0-1	1-2	4-3-7	5	0	1	2	0	7
D10	Arkansas	*32	2-5	0-0	6-6	2-5-7	0	2	2	2	0	10
D17	vs. Houston	*19	2-11	0-0	1-2	5-5-10	2	0	1	1	1	5
D21	South Carolina State	*27	4-13	0-0	2-6	4-14-18	1	1	1	1	3	10
D29	at Cincinnati	*38	6-10	0-0	0-0	2-10-12	1	0	1	0	0	12
D31	Northwestern State	*31	8-13	0-0	2-2	0-5-5	1	0	0	2	0	18
J3	at Missouri (7)	*32	3-7	0-1	0-0	0-3-3	2	1	0	1	1	6
J7	Kansas (14)	*29	3-8	0-0	3-4	4-5-9	1	0	5	0	0	9
J9	at Oklahoma State	*38	8-17	1-1	1-5	6-4-10	3	1	2	1	1	18
J14	Kansas State (18)	*28	6-8	0-1	6-6	2-4-6	4	0	3	0	1	18
J17	Texas Tech											
J21	at Texas A&M											
J24	Baylor											
J28	at Kansas State											
F1	at Kansas											
F4	Iowa State											
F6	Missouri											
F11	at Texas Tech											
F14	Texas											
F18	at Iowa State											
F22	Oklahoma State											
F25	at Baylor											
F29	at Texas											
M3	Texas A&M											

\* Starter

## OSBY'S CAREER HIGHS

Points	18 (twice)
Field Goals	8 (twice)
Field Goal Attempts	17 vs. Oklahoma State (1/9/12)
3-Point Field Goals	2 (five times)
3-Point Field Goal Attempts	3 (seven times)
Free Throws Made	7 vs. Texas Tech (11/29/08*)
Free Throw Attempts	10 vs. Texas Tech (11/29/08*)
Rebounds	18 vs. South Carolina State (12/21/11)
Assists	4 (three times)
Blocked Shots	2 (eight times)
Steals	3 (twice)
Minutes Played	38 (three times)

\* At Mississippi State



# 31 BARRY HONORÉ

6-7, 270, SENIOR, FORWARD  
GARLAND, TEXAS  
(SOUTHERN UNIVERSITY)

PTS	REB	BLK	MIN
0.9	1.1	0.5	5.3


## HONORÉ GAME BY GAME IN 2011-12

Date	Opponent	MIN	FG	3FG	FT	O-D-T	PF	A	TO	B	S	TP
N11	Idaho State	5	1-1	0-0	0-0	0-0-0	0	0	0	2	0	2
N18	Coppin State	8	0-0	0-0	2-2	2-1-3	0	0	1	1	0	2
N24	vs. Washington State	1	0-0	0-0	0-0	0-0-0	0	0	0	0	0	0
N25	vs. Santa Clara	2	0-0	0-0	0-0	0-0-0	1	0	1	0	0	0
N27	vs. Saint Louis	1	0-0	0-0	0-0	0-0-0	0	0	0	0	0	0
D2	Sacramento State	5	1-3	0-0	0-0	1-0-1	1	0	1	1	0	2
D8	Oral Roberts	3	0-2	0-0	0-0	0-0-0	0	0	0	0	0	0
D10	Arkansas	10	1-1	0-0	0-0	2-1-3	2	0	0	1	0	2
D17	vs. Houston	5	0-0	0-0	0-0	0-0-0	0	0	0	1	0	0
D21	South Carolina State	10	1-1	0-0	0-0	2-0-2	0	0	0	1	0	2
D29	at Cincinnati	2	0-0	0-0	0-0	0-1-1	0	0	0	0	0	0
D31	Northwestern State	12	1-2	0-0	2-4	3-1-4	1	2	1	0	0	4
J3	at Missouri (7)	4	0-1	0-0	0-0	0-0-0	1	0	0	0	0	0
J7	Kansas (14)	7	0-0	0-0	0-1	2-0-2	0	0	1	1	0	0
J9	at Oklahoma State	4	0-0	0-0	0-0	0-0-0	0	0	0	0	0	0
J14	Kansas State (18)					DNP						
J17	Texas Tech											
J21	at Texas A&M											
J24	Baylor											
J28	at Kansas State											
F1	at Kansas											
F4	Iowa State											
F6	Missouri											
F11	at Texas Tech											
F14	Texas											
F18	at Iowa State											
F22	Oklahoma State											
F25	at Baylor											
F29	at Texas											
M3	Texas A&M											

\* Starter

## HONORÉ'S OKLAHOMA HIGHS

Points	6 (twice)
Field Goals	3 (twice)
Field Goal Attempts	4 vs. Texas Southern (11/18/10)
3-Point Field Goals	None
3-Point Field Goal Attempts	1 vs. Texas A&M (1/8/11)
Free Throws Made	2 vs. Northwestern State (12/31/11)
Free Throw Attempts	4 vs. Northwestern State (12/31/11)
Rebounds	4 vs. Northwestern State (12/31/11)
Assists	2 (twice)
Blocked Shots	2 (twice)
Steals	None
Minutes Played	19 vs. Texas Southern (11/18/10)



# 32 CASEY ARENT

6-10, 227, JUNIOR, CENTER  
PENRYN, CALIF.  
(SIERRA COLLEGE)

PTS	REB	STL	MIN
1.6	2.4	0.4	8.1

## ARENT GAME BY GAME IN 2011-12

Date	Opponent	MIN	FG	3FG	FT	O-D-T	PF	A	TO	B	S	TP
N11	Idaho State	12	1-2	0-0	2-2	1-0-1	1	0	3	0	1	4
N18	Coppin State	13	3-5	0-0	0-0	3-6-9	2	1	1	1	0	6
N24	vs. Washington State	9	1-3	0-0	0-0	2-1-3	0	0	2	1	0	2
N25	vs. Santa Clara	8	1-2	0-0	0-0	1-1-2	2	0	0	0	0	2
N27	vs. Saint Louis	15	1-2	0-0	0-0	1-0-1	3	0	0	0	0	2
D2	Sacramento State	13	0-2	0-0	0-0	1-2-3	1	0	3	0	2	0
D8	Oral Roberts	6	0-3	0-0	0-0	2-0-2	2	0	1	0	0	0
D10	Arkansas	5	0-1	0-0	0-0	0-0-0	2	0	1	0	1	0
D17	vs. Houston					DNP						
D21	South Carolina State	10	2-4	0-0	0-0	4-5-9	2	0	1	0	0	4
D29	at Cincinnati					DNP						
D31	Northwestern State	7	0-0	0-0	2-2	0-1-1	3	0	0	0	0	2
J3	at Missouri (7)	4	0-2	0-0	0-0	1-1-2	1	0	0	0	0	0
J7	Kansas (14)	1	0-0	0-0	0-0	0-0-0	0	0	0	0	0	0
J9	at Oklahoma State	5	0-0	0-0	0-0	0-1-1	0	0	0	0	0	0
J14	Kansas State (18)	5	0-0	0-0	0-0	0-0-0	0	0	0	0	1	0
J17	Texas Tech											
J21	at Texas A&M											
J24	Baylor											
J28	at Kansas State											
F1	at Kansas											
F4	Iowa State											
F6	Missouri											
F11	at Texas Tech											
F14	Texas											
F18	at Iowa State											
F22	Oklahoma State											
F25	at Baylor											
F29	at Texas											
M3	Texas A&M											

\* Starter

## ARENT'S CAREER HIGHS

Points	6 vs. Coppin State (11/18/11)
Field Goals	3 vs. Coppin State (11/18/11)
Field Goal Attempts	5 vs. Coppin State (11/18/11)
3-Point Field Goals	None
3-Point Field Goal Attempts	None
Free Throws Made	2 (twice)
Free Throw Attempts	2 (twice)
Rebounds	9 (twice)
Assists	1 vs. Coppin State (11/18/11)
Blocked Shots	1 (twice)
Steals	2 vs. Sacramento State (12/2/11)
Minutes Played	15 vs. Saint Louis (11/27/11)

# ROSTERS

## NUMERICAL

No.	Name	Pos.	Cl.	Ht.	Wt.	Hometown (Last School)
1	Sam Grooms	G	Jr.	6-1	203	Greensboro, N.C. (Chipola College [Fla.])
2	Steven Pledger**	G	Jr.	6-4	222	Chesapeake, Va. (Atlantic Shores Christian School)
3	T.J. Franklin^	G	Sr.	5-11	175	Fort Worth, Texas (North Crowley HS)
4	Andrew Fitzgerald**	F	Jr.	6-8	247	Baltimore, Md. (Brewster Academy [N.H.])
5	C.J. Washington*	F	Sr.	6-7	230	Stringtown, Okla. (Connors State JC)
12	Jarrold Kruger#	G	So.	6-1	174	Topeka, Kan. (Kansas State University)
13	James Fraschilla^	G	Fr.	5-10	142	Dallas, Texas (Highland Park HS)
14	Carl Blair*	G	Jr.	6-2	205	Houston, Texas (University of New Orleans)
15	Tyler Neal*	F	So.	6-7	227	Oklahoma City, Okla. (Putnam City West HS)
21	Cameron Clark*	G	So.	6-6	198	Sherman, Texas (Sherman HS)
22	Amath M'Baye#	F	Jr.	6-9	214	Bordeaux, France (University of Wyoming)
24	Romero Osby	F	Jr.	6-8	232	Meridian, Miss. (Mississippi State University)
31	Barry Honoré*^	F	Sr.	6-7	270	Garland, Texas (Southern University)
32	Casey Arent	C	Jr.	6-10	227	Penryn, Calif. (Sierra College)

## ALPHABETICAL

No.	Name	Pos.	Cl.	Ht.	Wt.	Hometown (Last School)
32	Casey Arent	C	Jr.	6-10	227	Penryn, Calif. (Sierra College)
14	Carl Blair*	G	Jr.	6-2	205	Houston, Texas (University of New Orleans)
21	Cameron Clark*	G	So.	6-6	198	Sherman, Texas (Sherman HS)
4	Andrew Fitzgerald**	F	Jr.	6-8	247	Baltimore, Md. (Brewster Academy [N.H.])
3	T.J. Franklin^	G	Sr.	5-11	175	Fort Worth, Texas (North Crowley HS)
13	James Fraschilla^	G	Fr.	5-10	142	Dallas, Texas (Highland Park HS)
1	Sam Grooms	G	Jr.	6-1	203	Greensboro, N.C. (Chipola College [Fla.])
31	Barry Honoré*^	F	Sr.	6-7	270	Garland, Texas (Southern University)
12	Jarrold Kruger#	G	So.	6-1	174	Topeka, Kan. (Kansas State University)
22	Amath M'Baye#	F	Jr.	6-9	214	Bordeaux, France (University of Wyoming)
15	Tyler Neal*	F	So.	6-7	227	Oklahoma City, Okla. (Putnam City West HS)
24	Romero Osby	F	Jr.	6-8	232	Meridian, Miss. (Mississippi State University)
2	Steven Pledger**	G	Jr.	6-4	222	Chesapeake, Va. (Atlantic Shores Christian School)
5	C.J. Washington*	F	Sr.	6-7	230	Stringtown, Okla. (Connors State JC)

\* Letters earned at Oklahoma

^ Walk-on

# Sitting out the 2011-12 season due to NCAA transfer rules

### STAFF

**Head Coach:** Lon Kruger (Kansas State '75)

#### Assistant Coaches:

Chris Crutchfield (Nebraska-Omaha '92)

Steve Henson (Kansas State '90)

Lew Hill (Wichita State '88)

#### Director of Operations:

Mike Shepherd (Kansas State '98)

#### Video Coordinator:

Scott Thompson (Mississippi '02)

### Director of Student-Athlete Performance:

Jozsef Szendrei (Oklahoma '03)

**Trainer:** Alex Brown (Appalachian State '79)

### PRONUNCIATION GUIDE

Casey **Arent**: ARNT

James **Fraschilla**: frush-SHILL-UH

Barry **Honoré**: ahn-o-RAY

**Amath M'Baye**: ah-MOTT EM-by

Romero **Osby**: AHZ-bee